



NORWEGIAN CHURCH AID
actalliance

Somalia Country Strategy 2016-2020

Mid-Term Review Report

April 2019

Table of Contents

List of Tables.....	5
List of Figures.....	6
List of Acronyms.....	7
Executive Summary	8
1 Introduction	19
1.1 Background	19
1.2 Overall objectives of the mid-term review.....	20
1.3 The 2016-2020 NCA Country Strategy	21
2 Methodology and Technical Approach.....	22
2.1 Mid- Term Review Design.....	22
2.2 Sample Design	23
2.3 Sources of Data	23
2.4 Data Analysis	24
2.5 Challenges to MTR Implementation and Mitigation.....	24
3 Update to Country Strategy Context	25
4 Country Context and Implications on the Strategy.....	29
4.1 Country Context and Implications on Implementation and Strategic Priorities.....	29
4.2 Policy Context and Strategy Alignment to Government Priorities	30
5 Progress on Results by Outcomes	31
5.1 NCA Visibility.....	31
5.2 Water, Sanitation and Hygiene	31
5.2.1 Outcome 1: Communities Demonstrate Ownership for Community WASH Services..	31
5.2.2 Outcome 2: Duty bearers integrated men and women’s recommendations into their plans	36
5.2.3 Outcome 3 Women, men, girls and boys practiced hygiene measures that protect against key public health risks.....	38
5.2.4 Outcome 4. Women, men, girls and boys safely access adequate and sustainable sanitation services in their households.....	43
5.2.5 Outcome 5: Men and women access sound, sustainable and at least basic water supply services for domestic and productive purposes	45
5.2.6 Outcome 6: Women, men, boys and girls accessed inclusive, adequate and sustainable WASH services in public institutions.....	47
Outcome2: Duty bearers integrated men and women’s recommendations into their plans.....	49

Outcome 3: Women, men, girls and boys practiced hygiene measures that protect against key public health risks.....	49
5.3 Gender Based Violence in Emergencies	51
5.3.1 Outcome 1: Dominant social norms protected girls and women from GBV	51
5.3.2 Outcome 3: Laws, policies and budgets to end GBV improved and implemented	55
5.3.3 Outcome 4: Women and girl GBV survivors safely accessed adequate and appropriate support services.....	57
5.4 Economic Empowerment.....	64
5.4.1 Outcome 1: Women, men and youth gained and maintained employment.....	64
5.4.2 Outcome 2: Right holders have established micro or small enter-prises.....	71
5.4.3 Outcome 3: Women, men and youth increased profits by value chain development.....	75
5.4.4 Outcome 4: Women, men and youth gained access to local or domestic markets	85
5.5 Education for Sustainable Development.....	90
5.5.1 Outcome 1: Equitable access to quality primary and secondary education expanded for all.....	90
5.5.2 Outcome 2: Increased retention of school aged children with a focus on the girl child in targeted schools.....	95
5.6 Assessment of NCA'S Response to Emergencies	97
5.7 Intervention Alignment to the Outcomes.....	102
5.8 Sectoral Synergies	102
6 Progress and Validity of Theory of Change (TOC)	104
6.1 Water, Sanitation and Hygiene	104
6.2 Economic Empowerment	105
6.3 Gender Based Violence.....	106
6.4 Education.....	107
7 Progress in Cross-cutting Areas	107
7.1 Gender	107
7.2 Conflict sensitivity / Do No Harm.....	108
7.3 Environment.....	109
7.4 Promoting Human Rights and Anti-Corruption.....	109
7.5 UNSCR 1325.....	110
8 Risks and Mitigation Measures.....	111
9 Civil Society Strengthening.....	112
10 Lessons Learned	113
10.1 Lessons from Water, Sanitation and Hygiene	113
10.2 Lessons from Gender Based Violence Interventions.....	114

10.3	Lessons on Economic Empowerment	115
10.4	Lessons from Vocational Skills Training.....	116
10.5	Lessons on Support to Micro-enterprises.....	117
10.6	Lessons from Fishing Value Chains	118
10.7	Lessons on Education.....	118
11	List of Annexes and Attachments	120

List of Tables

Table 1: MTR Coverage	21
Table 2: Sampling Summary.....	23
Table 3: Data Collection Summary	24
Table 4: NCA Visibility	31
Table 5: Management of WASH Services in NCA Supported Areas.....	32
Table 6: Perceived Responsibility for WASH Services.....	33
Table 7: Level of Satisfaction on Participation in Water Related Decisions.....	33
Table 8: Time Taken to Repair Water Points	35
Table 9: Community Contribution to WASH Projects.....	36
Table 10: Opinion on who is entitled to WASH Services.....	38
Table 11: Sensitization on WASH Rights.....	38
Table 12: Reported Trends in Open Defecation	39
Table 13: Reported Water Treatment at Source.....	41
Table 14: Modes of Water Storage.....	42
Table 15: Access to Sanitation Facilities.....	43
Table 16: Satisfaction with Sanitation Services	44
Table 17: Opinion of WASH Services in the Last Three Years	45
Table 18: Water Sources in Supported Areas.....	45
Table 19: Time Taken to Fetch Water From Source and Back Including Queuing.....	47
Table 20: Reported Sufficiency of Water in Schools	48
Table 21: Reported Advocates against GBV	52
Table 22: Status of GBV and Service Provision in the Targeted Areas	58
Table 23: Opinion of the Quality of Services.....	61
Table 24: Trends in GBV	63
Table 25: Immediate Destination after Graduation.....	65
Table 26: Reasons of Unemployment.....	66
Table 27: Status of Trainees in Admission.....	66
Table 28: Organization of Groups and Distribution	69
Table 29: Land Ownership among Supported Farmers.....	76
Table 30: Priority Crops in the Supported Districts.....	77
Table 31: Reported Areas of Training.....	82
Table 32: Distribution of Value Addition Tools.....	83
Table 33: Value Addition Approaches	84
Table 34: Contribution of Support to the Value Chain.....	84
Table 35: Trends in Fish Production.....	85
Table 36: Fisherfolk 3 year Assessment of their Fishing Enterprises	85
Table 37: Reported Roles of Cooperative Associations (by Fisherfolk).....	87
Table 38: Access to Market Information	88
Table 39: Sources of Information	89
Table 41: Food priority needs during drought	98
Table 42: Characteristics of the Supported Households.....	99
Table 43: Timing of NCA Response to Emergencies.....	99
Table 44: Beneficiaries Pre- implementation Consultation.....	101
Table 45: Households Satisfaction with Food Support during Emergencies	101

List of Figures

Figure 1: Who Makes Decision on Water Services on WASH Services	33
Figure 2: Comparison of Diarrhoea Incidence at Baseline and MTR.....	41
Figure 3: Water Purification at Household Level.....	42
Figure 4: Household Compliance with Recommended Quantities of Water	46
Figure 5: Awareness of Where to Access GBV Services.....	58
Figure 6: Number Receiving GBV Services by 2017 Compared to Targets.....	60
Figure 7: Women Reporting Access to GBV Services in Supported IDP Settlements.....	61
Figure 8: Who Selected Course for Trainees	67
Figure 9: Access to Farm Inputs in the Supported Districts	78
Figure 10: Supported Farmers Reporting Increased Production.....	80
Figure 11: Children Accessing Primary and Secondary education.....	91
Figure 12: Stakeholders Empowered to Deliver Quality Education.....	92
Figure 13: Number of Teachers Engaged in Schools.....	94
Figure 14: Targeted Vs. Achieved Infrastructural Establishments in Schools.....	95
Figure 15: Household who Reported WASH Needs Were Met.....	100
Figure 16: Household who's Reported Food Needs are Met.....	100
Figure 17: Households Number of Meals after Support	100

List of Acronyms

ASEP	Action for Social and Economic Progress
AWD	Acute Watery Diarrhea
BDS	Business Development Services
CECs	Community Education Committees
CEDAW	Convention on the Elimination of all Forms of Discrimination Against Women
CERID	Centre for Educational Research Innovation and Development
CLTS	Community Led Total Sanitation
CLTS	Community Led Total Sanitation
CRS	Common Reporting Standard
DRC	Danish Refugee
EFCM	Early and Forced Child Marriage
FBA s	Faith Based Associations
FGD s	Focus Group Discussions
FGM	Female Genital Mutilation
GBV	Gender Based Violence
GVTC	Garowe Vocational Training Centre
HIRDA	Himilo Relief and Development Association
ICT	Information and Communication Technology
IDP	Internally Displaced People
IRC	International Rescue Committee
MOE	Ministry of Education
MOWDAFA	Ministry of Women Development and Family Affairs
MTR	Mid-Term Review
NAPAD	Nomadic Assistance for Peace and Development
NEC	Nuugal Electricity Company
NGO	Non- Governmental Organization
NRC	Norwegian Refugee Council
NUWACO	Nugaal Water Company
ODF	Open Defecation Free
PASWEN	Puntland State Agency for Water Energy and Natural Resources
PPP	Public -Private Partnership
SADO	Social-life and Agricultural Development Organization
SAMTEC	Sayid Ahmed Technical Educational Centre
SDG	Sustainable Development Goals
SMS	Short Messaging Service
SSWC	Save Somali Women and Children
TASS	Tadamun Social Society
TOC	Theory of Change
TOR	Terms of Reference
UAE	United Arab Emirates
UNICEF	United Nations International Children's Emergency Fund
UNSCR	UN Security Council Resolution
USD	United States Dollar
WASH	Water Sanitation and Hygiene

Executive Summary

Somalia has struggled with the ruins and attendant consequences of conflict, violence and human right violations of close to three decades. The situation has been compounded by cyclic drought, poor economic conditions and massive displacement. The formulation of NCA Somalia strategy found 1.1 million displaced and up to 3 million people in need of life-saving and livelihoods support in the country. The situation called for continued NCA response within existing and new structures customised to the humanitarian needs and dynamics in the context. The NCA 2016-2020 was formulated to respond to these needs from previous efforts customized to changes in the operating environment.

The NCA Somalia 2016-2020 country has been implemented in Gedo, Banadir, Lower Shabele and Puntland state in an effort to consolidate the gains made in the previous strategies. Through this strategy, NCA intends to contribute to safer and resilient communities where people have participated in their own development for improved health, economic empowerment and secure environment. The sectoral focus of the strategy included; Water, Sanitation and Hygiene, Gender Based Violence, Economic Empowerment and Education for sustainable development.

Purpose of the Mid-Term Review

At the implementation midway, a review was envisioned to take stock of progress informing the remaining phase and the next strategy. The purpose of the MTR was to specifically, assess the extent to which each thematic programme is progressing towards its stated outcomes and targets to provide actionable recommendations. The review also assessed the relevance and validity of each programme's Theory of Change, examined if the changes anticipated at the outset of the country strategy is within reach, which factors are proving critical in making change happen (planned and unplanned) or in hindering change. From the findings, recommendations on TOC fast-tracking progress towards change are made. Emerging from the MTR are implementation lessons suggested to be taken forward in the next phase and 2021-2025 strategy.

Methodology and Technical Approach:

The 2016-2020 country strategy was at the implementation mid-point during the conduct of the MTR. The MTR was post intervention in design comparing mid-term progress and targets with the the baseline. The review employed a mixed method approach combining quantitative, qualitative, programmatic and participatory including 'Reflect methodology'. The scope of the study included various target districts in Gedo region, Puntland State and Banadir region.

The quantitative methods entailed administration of structured questionnaires to target groups in the focus sectors of GBV, WASH, Emergency Response. In addition, a tracer study targeting beneficiaries of vocational training was incorporated. In total 1483, questionnaires were administered to sampled right holders. For qualitative data collection, 36 focus group discussions (FGD) and 46 Key Informant Interviews (KII) were conducted for various groups. Reflect session brought together government representatives, NCA and partners in discussions on the pertinent aspects of the MTR and contextual implications on the remaining part of the current and next strategy.

Quantitative data collected through Magpi + was encoded, transferred and analysed in SPSS version 21. Qualitative data was transcribed and organized into themes. Secondary data was reviewed for corroboration with primary results. Data from all primary and secondary sources were then triangulated to arrive at plausible findings. The findings and their further synthesis are incorporated in this report. The midpoint progress is organized by thematic areas and respective outcomes envisioned in the strategy. The key findings under each of the outcomes are summarized as follows;

Water Sanitation and Hygiene

Main Findings and Conclusions

Outcome 1: Communities Demonstrate Ownership for Community WASH Services:

The interventions under the strategy were found to be contributing to ownership of water services. Up to 80% household reported knowledge of managers of water services. Close to half of targeted community members (47%) also perceived WASH services as a responsibility of all. Overall, 71.6% of children, women and men expressed satisfaction with their engagement in WASH decisions. Through representation, NCA support to public-private partnership made some steps in entrenching ownership, but communities still feel isolated by the model despite contributing to increased access to water. The increased ownership has seen community structures taking more responsibility on WASH services with up 80.1% of households reporting repair of a broken water point within two weeks of breakage. Communities were also found to be contributing to water infrastructure in various ways, but labour contribution is dominant.. Slightly over half, 54.6% households made some contribution, while the rest did not or were not in a position to. Up to 71.9% community members are enlightened on their rights to WASH services and that it is not a preserve for privileged few.

Outcome 2: Duty bearers integrated men and women's recommendations into their plans:

The Somalia national development plan (NDP) is a product of consultative process incorporating suggestions from various communities. The MTR found no structured engagements between right holder and duty bearers related to planning apart from normal need-based consultations. Up to 45 percent of respondents indicated having experienced communities forwarding need based grievances for action. The grievances ranged from water access, prices, latrine shortages and water salinity in Garowe. The capacity building of duty bearers was not delivered as expected with up to 15 percent trained at the time of the MTR. Notably the engagement with the local authorities has been instrumental in resolution of water disputes, way leave acquisition, regulation of water tariffs and general WASH oversight. NCA has also been instrumental in the development of water Act which incorporates the community recommendations to guide long-term solutions and actions to improve WASH services.

Outcome 3: Women, men, girls and boys practiced hygiene measures that protect against key public health risks:

Hand –washing was one of interventions for protecting against public health risks. Mid-way the strategy implementation, there is a slight improvement of Hand-washing at 4 critical moments from 21(baseline)-27 percent. Coverage of soap remains the main limitation to hand-washing. Efforts to reduce incidence of diarrhoea through appropriate hygiene practices are bearing fruits with children under five morbidity going down from 36.5% at baseline, to 15.1% at mid-term. Close to half of households 48.5% reported getting water from a treated source. Home based water purification is over 90% implying the internalization of hygiene messages. Slightly

over half of households made efforts to purify water through boiling (51.6%) while others 41.3% use chlorine powder.

Outcome 4: Women, men, girls and boys safely access adequate and sustainable sanitation services in their households: NCA and partners have made comparatively more progress in water compared to access to sanitation facilities. One quarter of households reported having no access any form of latrine. Open defecation is still common in the target areas as up to 54.6% of respondents reported its existence within in their localities. This implies lesser than expected progress in community led total sanitation (CLTS) of 10% reported in targeted villages was valid. Poor access to sanitation is more widespread in IDP settlements with congestion of up to 190 household per latrine. NCA and partners constructed a number of latrines in IDP settlements, but the scale of need is more than the response. This contradicts the fact that 79.7% reported satisfaction with sanitation services. This implies that a big proportion still perceive open defecation as normal. The approval of sanitation services has increased from 30.4% at baseline to 79.7% at MTR. The lack of sanitation policy is a major draw-back to elimination of open defecation and an important hinge on which CLTS can be more effectively implemented.

Outcome 5: Men and women access sound, sustainable and at least basic water supply services for domestic and productive purposes: NCA continued to make good progress in increasing access to safe water with 90.5% households getting water protected water sources which is an improvement from 83.3% at baseline. However, there are safety concerns related to salinity and potentially dangerous compounds in the water sources posing potential health risks in Garowe. The next strategy needs to address water purification concerns in such set ups. There is a significant progress in access to recommended 15 litres per person per day. Overall, 54.1 % households had recommended 15 litres per/person /per day at the time of MTR compared to 13.1% at baseline. This is attributed to holistic initiatives campaigns such as; the telethon campaign and support to Public Private Partnership (PPP) models. In addition, three fifth of households in the targeted areas are within the SPHERE recommended time and distance of water fetching.

Outcome 6: Women, men, boys and girls accessed inclusive, adequate and sustainable WASH services in public institutions: Within this strategy period, NCA support was extended to WASH infrastructure in target schools, which included water connection, separate latrines for boys and girls and hand –washing facilities. About three quarters of the pupils (76.6%) were of the opinion that the school had sufficient water for their use. However, water shortages in some of the schools are so severe that pupils have to carry water up to 3 litres for use in schools. Efforts were made to integrate persons with disabilities in WASH services. Out of 23 WASH committees assessed, 18 (78.2%) had representation of PWD. The current strategy has also seen additional focus on disabilities with, 3 latrines adapted to PWDs. This is a good start that can be universally adopted and up-scaled in the design of future sanitation infrastructure.

Recommendations for WASH

To encourage water purification and bottling of water by private business and subsidies on water prices is recommended. The salinity of water and general water quality in Garowe need to be assessed. Similarly, treatment of water at source is recommended. For sustainability, of water points it is recommended that at least one member of WASH Committee receives training in technical aspect of water systems. Similarly, WASH committees and PPS needs to be trained and work closely with government counterparts for better use of revenues for expansion and sustainability. To achieve water access intentions, there is need to ensure household have the

recommended quantities of water per /person per day. More water points are needed to ensure shorter water access distances. For structured guidance in WASH sector, extension of support to the government in policy development initiatives is recommended.

For better hygiene outcomes, high impact behavior change strategies on boarding all stakeholders are recommended. Promotion of hand washing in public forums and training of communities in making soap/ detergents is recommended. Crowding in latrines especially in the IDP camps has been encouraging open defecation, thus warrants attention by establishing more latrines or supplementing community efforts in doing so. Determination of the feasibility of CLTS, in poor households, with intentions of providing construction materials such as slabs to be part of the trigger process is also recommended in sanitation programming

Gender Based Violence

The interventions in response to GBV addressed largely culturally driven violations against women for safer and resilient communities envisioned in the TOC. Highlights of progress are viewed in the three outcomes areas.

Findings and Conclusions

Outcome 1: Dominant social norms protected girls and women from GBV: Women reported that lesser GBV cases have been witness largely as result of various interventions from the contribution of on-going efforts in this strategy. However, the engagement of Faith Based Actors (FBAs) in protecting women and girls worked partially as the selection ended up with lower profile religious leaders without clout to y influence change in communities beyond their congregations. Nevertheless, FBAs and community actors were found to be advocating against GBV as reported by 46 % and 62 percent in Mogadishu and Garowe respectively. Notably, male role models that were selected for transformative masculinities largely concentrated on domestic violence in which they found some local solutions, but this did not extend to other forms of GBV and their causes. Through these efforts notable advocacy to end GBV has been made but lacking in the top bottom cascade envisioned from prominent FBAs and appropriate community actors.

Outcome 3: Laws, policies and budgets to end GBV improved and implemented: The enactment of Sexual Offence Law and prosecution of a case of rape and jailing of a perpetrator in Puntland is a landmark achievement. NCA played a part in the enactment during the the current and last strategy. At the Federal level, there is comparatively slower progress in enactment of laws and policies. The main reason is the absence of high level advocacy to generate the required level of political will to bring about the needed legislations and policies. The prosecution of the perpetrators of GBV cases such as a rape is frustrated by the dominance and acceptance of customary law (Maslah) also championed by religious leaders. The compensation dimension of customary law downgrades GBV cases from criminal offence emboldening the perpetrators to continue with acts without deterrence.

Outcome 4: Women and girl GBV survivors safely accessed adequate and appropriate support services: Holistic services to GBV survivors continued in Mogadishu IDP settlement and Matokaal in Garowe and Bosaso (Puntland). Up 77.6% and 37.3% of women in Mogadishu and Garowe respectively reported knowing a place to seek GBV services. This implies that varied efforts have been made by NCA and other actors)to sensitize on the services. In Puntland unlike Mogadishu outage of services due to funding inconsistencies has denied some needy women GBV

services from time to time. Despite this, the targets for holistic services envisioned by end of 2017 were achieved. Women who utilized or were conversant with GBV services are of the opinion that the services are of good quality. Seventy one (71 percent) and 98.7 % of women in Garowe and Mogadishu indicated that the services were of good quality.

Overall, the targeted of GBV survivors receiving GBV services by end 2017 was surpassed by 69.2% of actual survivors that received services. Seventy seven percent of women in the targeted areas of Benadir were found to be aware of GBV services. However, in Garowe the awareness was found to be lower 37.3% in targeted IDP camp which implies that a sizeable proportion of women do not know where to go for services on case of violence. It is important that the next phase of the strategy address the awareness gap. Similar patterns were observed in access to services whereby women reported that 77% and 48.4% of the GBV counterpart GBV survivors in Mogadishu and Garowe respectively received GBV services. The observed variations in access to services reflect inconsistencies in NCA support to Matokaal GBV centre. The MTR also revealed that some survivors drop-out on referral for fear of exposure in their destinations. Access to emergency services is also hampered by delays in road blocks. There is an emerging trend where camp leaders report non-existent GBV cases in order to benefit from material support provided to survivors.

Service delivery was found to be skewed in the favour of IDPs with IDP survivors getting response within 72 hours of reporting compared to 5 days taken to respond to occurrences of the same in the host community. With skewed attention in the IDP camps, GBV is reportedly on increase in the host communities as the communities are not sensitized while the perpetrators are not afraid of exposure. The GBV services are rated highly with 71 percent in Garowe reporting that the services were good and very good. The services in Mogadishu were rated as good by 98.7% of women.

The enactment of Sexual Offences law heralded an important milestone in the prosecution of sexual violation cases. Even as one case was successfully prosecuted in Puntland, prosecution of cases is hampered by lack of proper investigative capacity. The lack of operational law at Federal law and preference of customary law including recalling of prosecuted cases to local judicial mechanism has made legal aid services untenable in Benadir region.

Recommendations for Gender Based Violence

From the MTR, specific recommendation has been to supplement the general ones made from the Gender analysis report. With the dearth of GBV information, more efforts need to be directed to generate population based and other statistics for evidence - based programming. . There is need for better coordination on service provision for the supported partners, facilities and referral centers to avoid duplication and misconception. The selection and Inclusion criteria for male role models need to be changed to onboard more fitting change agents. Similarly, the high-ranking religious leaders are needed if religious and cultural underpinnings, misconceptions and dominant social norms are to be reversed. For effective prosecution of cases, there is need to advocate for abolishment of local justice mechanisms. Balancing the response ensuring that host communities are not isolated is also recommended for better coverage and ensure DNH. NCA needs to address funding outages that contribute to inconsistent provision of holistic services in Puntland. The key to successful prosecution of GBV cases are seamless investigations, thus the investigative capacity needs to be strengthened through training and enhancement of forensic capability. Advocacy for the enactment of Sexual Offences Law at the federal level (including using female law makers), sensitization of community on UNSCR 1325 and its ratification are also recommended. Furthermore, NCA and partners need to explore modalities of movement building for GBV response bringing together,

communities, civil society network, lawyers, religious leaders, government and other networks. The role of the media in GBV fight needs to be strengthened.

Economic Empowerment:

Outcome 1: Women, men and youth gained and maintained employment

Main findings and Conclusions:

Economic empowerment is at center of the strategy TOC directly contributing to the resilience component. The pre-requisite of economic empowerment was to secure entrepreneurship opportunities and sustainable employment for the right holders. To achieve this, right holders including youth and women were supported through vocational training, support for micro-enterprises, farming and fishing value chains. The diverse sectoral interventions have been pursued ensuring that all communities where NCA operate have access to contextually fitting economic empowerment opportunities. The MTR overall concludes that the two vocational training centers (SAMTEC and GVTC) are meeting the expectations of increasing access to vocational education geared towards employment generation and creation of incomes. They are offering relevant market needed courses with gender preferences remaining predominant in selection of courses undertaken. Up to 50 percent of graduates of vocational graduates secure employment within one year of graduation. There is need to innovatively link graduates to employment through internships or on the job trainings.

However, the duration of courses and competence based training with right combination of instruction and equipment to produce competitive graduates needs to be considered. While the preparation of graduates for the market and self-employment has registered success, there is room to improve quality of training including provision of tools, materials and sufficient amount of start-up grants. To some extent, platforms for collaboration with the private sector have been established. However, the focus has been on a few corporates leaving out many potential informal micro and small enterprise firms with potential to absorb, employ and nurture the youth into self-employment. Such collaborations have benefited a few graduates but also raised unmet expectations in others. There were also unintended positive outcomes noted by the MTR. One of these was the diversification from skills business to other ventures. An example is where youth graduate were found to pool resources and start off successful ventures. In one case, young graduates have pooled up to USD 8,000 and were found to have been lending to the members which promises some business capitalization.

Recommendations for Economic empowerment:

In the next strategy, it is recommended that NCA considers ways to support catalytic interventions for job creation by graduates and other entrepreneurs with such capabilities and business ideas. It is also recommended to integrate some of the graduates into the support to microenterprises that has been bridging capital short falls. The synergy between vocational training and support to micro-enterprises was found to enable graduates to venture into self –employment which will ensure sustainability of the projects. Other recommendations include the need to harmonize support by various donors assisting the training institutions to ensure standard management and instruction methods, improve quality of equipment used in training and for start-up kits, need to standardize vocational qualification framework and curriculum which is a government role, the need to intensify partnerships development between enterprises in the informal sector and vocational training centres, and last but not least, the need to link vocational graduates with potential employers

outside the immediate catchment areas that are prior mapped and identified and collaboration arrangement established.

Outcome 2: Right holders have established micro or small enter-prises

During the strategy period, NCA supported existing enterprises to minimize the risks associated with failure of start-ups. In line with the theory of change, the strategy sought to empower other right holders who could not be reached with vocational training and value chains by supporting small and micro-enterprises. The focus was to largely target vulnerable women to leverage on micro-enterprise opportunities to build resilience on cyclic shocks in the context. The delivery of this outcome was pegged on the support to women enterprises in Garowe and targeted villages in Belet-Hawa.

Main findings and conclusions: The MTR concluded that the outcome is generally on course as women entrepreneurs were identified, trained and supported with seed grants to revitalize their businesses. The seed grants moved women entrepreneurs from petty borrowing to more sustainable working float. However, the intervention needs to be up-scaled for wider and more sustainable impact. The requisite business skills' training was well delivered with far reaching transformational impact on how the supported women businesses were run. It was found that majority of businesses registered growth in incomes and spared disposable incomes for livelihoods and other aspects of household resilience. The micro-enterprises expanded comparatively and got flexibility to diversify their products. With training, enterprises owners were able to apply appropriate business management principles hence making them more profitable and sustainable. Businesses were found to be directly providing employment to one or two support staff but also providing opportunities to water sellers, cart puller, bulk supplies and other players in the various value chains. The investment of the money by the grantees and secondary beneficiaries within the market was a significant addition to micro-enterprises with multiplier effect in other players in the market.

Recommendations: Key recommendations included the need to differentiate the needs for business development support vis support through grants to free some money for deserving women entrepreneurs. There is also a need to ensure that the selection process is more rigorous and objective such as doing aptitude tests to determine orientation of women entrepreneurs. Also, it will be important to phase grants disbursement and to undertake follow-ups and spot-checks to ensure that money goes to the intended activity and is not diverted. It will add value too, to consider microfinance arrangements or create linkages with microfinance institutions to support women entrepreneurs.

Outcome 3: Women, men and youth increased profits by value chain development (Global EE)

In line with the TOC, this outcome targeted feasible value chains for support in key geographical areas for support and empowerment tied to building resilient communities. In the Gedo region, the intention was to support riverine communities with feasible and viable value chains by addressing their barriers to profitability, viability and sustainability. In Eyl, there has been ongoing support to the fish value chains originally initiated as an alternative to counter piracy measure has also been in need of support to improve production and income. The preconditions of transforming fish value chain to profitability included; provision of tools, technologies and support to cooperative societies for marketing.

It was concluded that the riverine farmers exhibited struggles to develop profitable value chains in the Gedo region that led to low productivity, poor livelihoods and limited alternatives for resilience. In response, farming value chains are supported to foster resilience outlined in the theory of change. The strategy entails supporting the farmers with tools, technologies, training and markets for increased production, quality improvement and profitability.

Findings and conclusions on Agriculture value chains: The mapping of four value chains including; onion, lime, tomato and maize was conducted resulting into prioritization of onions and tomato. Despite this, farmers are still keen on their traditional crops such as; maize as their priorities are tied to agro-pastoral resilience with livestock occupying a special place in farmers' livelihoods and social status.

The intention of the outcomes to increase profits through value chain development has been partially achieved. The initial production challenges which included, build capacity of farmers by increasing knowledge and inputs were the main focus of the intervention so far. Considering the co previous production trends, the interventions under the current are reported to have increased production in the key value chains at the farm level. Majority of farmers indicated that their earnings from farming are better after getting support. Farmers also indicated that although prices were fluctuating in the last three years, the farmers earned more on account of increased volumes. Despite the absence of value addition, the adoption of good agricultural practices and especially pest and disease control not only increased production but equally improved the products for the market. Overall, the production side of the outcome delivered positive results. The main focus for farmers interviewed is largely on increasing production without a clear a mindset for a complete value chain development.

Recommendations: Several recommendations were made including the need to ensure more commitment by farmers to focus on the selected/prioritized value chains to ensure better technical support and increased marketable quantities. There is also need to sensitize farmers on pricing and market access to alleviate their exploitation by middlemen. This can be within the cottage industries approach where farmers can do value addition and access to markets in an organized structure that they control. NCA and partners should put mechanisms in place to ensure that there are clear inclusivity strategies to ensure the poor and vulnerable are not isolated from the value chains especially those without access to land . Last but not least, as much as possible, there is need to ensure alignment of value chain development efforts to the priorities in the Ministry of Agriculture.

Findings and conclusions on Fish Value Chains:

The fishing value chain has been an outcome area of focus originally designed as a livelihood intervention and deterrent intervention to human trafficking and piracy. In the current strategy, the support to the value chain partly addressed this along with the TOC focus on economic empowerment for resilient communities. The target coastal area of Eyl is a particularly fish-rich area patrolled by anti-piracy forces and illegal fishing trawlers allegedly from as far from East Asia and Europe. The outcome sought to increase earning of the fisher folk communities in Eyl addressing productivity, value addition, marketing and other contextual barriers to the development of the sector. To achieve this, NCA and partners intended to focus on the value chain as package and in turn inherently build capacity of fisher folk, increase access to tools and technologies for production and value addition and in turn work with cooperatives to streamline the marketing component.

Like other value chains, the focus of fisher folk support was to increase right holders profitability by increasing production and price of the fish products. There is no doubt the training, the tools and the boat engines distributed led to better capacity and increased production. Nine in every ten supported fisher folk reported an increase in fish production. However, considering the demand, the quantity produced is not yet optimal. Apart from the direct benefits to the fisherfolk, the increased production pulled some more fish buying companies in the target areas of Eyl. The fisherfolk indicated that even with the support they may not reach the optimum due to externalities of illegal fishing. For instance the fisherfolk are repulsed by armed illegal fishermen at some points making access to some fish areas difficult. The illegal trawlers were also found to have used crude fish catching methods such as hunting and injuring fish which in-turn scares them away. The MTR concluded that determination of prices of fish is not largely determined by market fundamentals, but largely buyers and local agents. The main buyers of fish are exporting companies from Yemen, East Africa and other destinations through local agents. In most the circumstances fish from the cooperative members' boats are aggregated and sold to buying companies with boats docking to their required capacities. The agents of the buying companies also double up as the members of the cooperatives, which make it hard for the cooperative to negotiate for higher prices as agents largely cater for the interests of the buyers. The fisherfolk therefore so far cannot get favorable prices because they have no control over the market. The furthest the locals including cooperative can go is the aggregators point for now. However, overall, over the last three years, three quarters of the fisher folk reported improvement of their fishing enterprise. This implies the interventions so far positively impacted on the overall performance of fishing activities.

Outcome 4: Women, men and youth gained access to local or domestic markets

In the farming value chain, efforts were made in Luuq to link farmers with transporters who in turn linked farmers with the markets that they patronize within the region. The linkages were envisioned to build synergies so that truckers acquire transport business as farmers get fair prices in the destination markets. Apart from this, the agricultural markets were found to be largely controlled by aggregators and retailers. The review found that farmers cannot sell directly to the consumers without passing through aggregators and retailers who largely control the market. With exception of aggregators who buy directly from the farmers in high demand seasons the rest of the market including the prices are regulated by middle men. The farmers appear to be comfortable without direct access to the market and exploitation, which implies that they are not properly sensitized. The understanding of access to the market to the farmers is largely physical and not the buyers/players in the value chain. NCA had tried to link fisherfolk with middlemen to negotiate better prices in the various markets but this did not materialize. The strategies used by fish buying companies to put prices under control and supplies consistent require a strong cooperative or a more aggressive external market pursuit. NCA support to establishment of stalls has improved access to markets but high taxation especially to fisherfolk even after negotiations with the authorities in Eyl are important market barriers. The next phase of the current strategy needs to continuously address these gaps.

Recommendations: it is recommended to expand the reach of more fisher-folk by providing them with fishing tools to engage in fishing to better their livelihoods. Also to consider providing affordable ice packs for fish preservation in the fishing process in the sea. There is need to invest in fish cold chain systems to match capacity of the additional engines, trainings and other tools. It is also important to re-structure the cooperatives, re-engineer their mandate and build their governance and operational capacity for collective sourcing of inputs, aggregation, marketing and credit access. A

key success of the project can be registered if there is support to local authorities, cooperatives and local companies to establish direct linkages with destination markets in Yemen, E.A, Europe and Asia through networks and strategic partnerships. Lastly, it is timely for NCA needs to continuously align fish value chain development efforts to Government priorities and plans.

Education for Sustainable Development:

Education is an important investment and a precondition to achieve the goal envisioned in theory of change. The education sector in the target areas struggled with infrastructure, conflict, teachers, gender disparity, lack of streamlined national systems, weak management committees and various contextual hindrances in the advent of the strategy. These factors were found to have contributed to low enrolment of children, especially girls in schools. The strategy envisioned implementation of interventions to increase access to quality education for all. This also included promotion interventions for retention of girls in schools. NCA education interventions during the strategy implementation period were confined in the Gedo region. There was a mix of direct implementation and indirect implementation through partners in the 74 supported schools. During the period under review, the role of NCA ranged from providing entire support to supplementation through selected interventions such as; provision of teachers' incentives, teaching and learning materials Teachers and Community Education Committee (CEC) trainings among others. Apart from NCAs implementing partners, this arrangement is supported by other agencies such as; WFP, NRC, HIRDA, UNICEF, Somalia Humanitarian Relief Action, UNICEF, Diaspora Community and MOE- World Bank Project. NCA leveraged on the presence of some agencies such as WFP for promotional interventions to increase retention in schools.

Main Findings and Conclusions:

Outcome 1: Equitable access to quality primary and secondary education expanded for all: The MTR intended to determine the progress made in expanding equitable access to quality education by looking at statistics and progress in other non- numerical pointers. However, most of the schools were found to have incomplete records with some having none at all. To increase access to quality education NCA, partners and stakeholders in Gedo region intended to focus on teacher's incentives and capacity building, expansion of classrooms, provision of teaching and learning materials support to national examination and building the capacity of CECs. Access to secondary education is restricted to few (5) supported secondary schools. The coverage of secondary schools is still skewed with many districts not having a single secondary school in Gedo region. In the period under review, a new secondary school was established in Luuq and became big motivator for pupils who could potentially drop from primary school for fear of not getting access to a secondary school. A key conclusion noted is that the overall the enrolment in the vast majority of the assessed schools has been increasing. This implies the combination of the interventions is attracting children to schools.

The overall conclusion was that NCA and partners made some progress towards the outcome of increase in equitable access to education. There was an improvement in enrolment in the schools. So far the support to school in terms of supplies and infrastructure cannot guarantee universal quality education for all. The education supplies, support to teachers, CECs training and other interventions are in line with the targets. The aspect of quality in the outcome is far from achievements due to struggles with learning environment, lower qualification of teachers, limited learning materials and lack of national curriculum and certification.

Recommendation: It is recommended that the current strategy needs to fully focus on increased access to quality education particularly around learning environment, improving quality and quantity of teachers, providing more learning materials and ensuring there is a national certification.

Outcome 2: Increased retention of school aged children with a focus on the girl child in targeted schools

At the design of the strategy in 2016, boys enjoyed comparative advantages in opportunities and decision in the household and community level. This had led to gender disparities in education indicators skewed in favour of boys. The cultural position on girls' education is that of home makers while giving boys more flexibility to pursue education and other opportunities in work employment and business. Other drawbacks to girls' education include lack of hygiene kits, FGM and early and forced marriages. Due to challenges of displacement, drought, pastoralism and resultant migration the retention of girls becomes difficult as boys unlike girls can be left with relatives to attend school away from home. The MTR overall conclusion is that the interventions aim at increasing girls' retention in schools are working as girls are getting at par with boys or taking a bigger proportion in majority of the schools. However, there is cross border migration and local progression of boys to other schools midway and toward completion in pursuit of certification which may conceal the actual ratios. There are concerns on the sustainability of the gains made in retention as in one of the schools the withdrawal of school feeding programme resulted in significant dropouts. This was also observed in some households' dependence on food vouchers (Take home ration) that was given to the girls as an incentive to attend and remain in school. NCA partnership with other agencies such as WFP in enhancing retention of girls in school was effective. The same can be said of the education officials and CECs which demonstrated vigilance follow up of some girl drop outs. This and other interventions need to be pursued in the remaining part of the strategy along with other sustainability arrangements.

Recommendations: For increased access to quality education and retention of girls in schools, the MTR recommends work towards restoring the 2017 levels of enrolment in schools, review teachers' salaries in coordination with other agencies to increase their retention and motivation, mobilize support for the construction of additional permanent classroom space and gender disaggregated latrines for pupils and teachers especially in hard to reach areas, bridge the teacher student ration to acceptable levels ensuring quality and well trained teachers, enhance capacity of District Education officers and continuation of school feeding programmes as pull factors for both boys and girls. Crucial to girl's education is a deliberate effort to increase number of female teachers as an affirmative action to promote girls retention in schools.

Emergency Response

Finding and Conclusions

The MTR sought to assess NCAs response to emergencies in a four point standard criteria focusing on appropriateness, effectiveness, right-holders engagement and beneficiary satisfaction with the emergency services. The emergency services were provided in response to shocks and attendant consequences of drought and flood episodes to vulnerable populations in the targeted areas. The interventions were also envisioned to protect women and girls from exploitation as they sought scarce resources such as water at the height of drought. The interventions were delivered directly to communities and through schools. The MTR found that the emergency responses were directed to deserving poor households or female headed ones. At this time, almost all households (98%) were in need of water for domestic use.

The timeliness of emergency response varied, with up to 87.5% and 60% of households in Dangoraye and Garowe receiving support immediately and shortly after the onset of drought. All but one primary school in Luuq received emergency response in a timely manner. Almost all households 95.5% of households water needs in Dangoraye were met with 76.5% experiencing the same in Garowe (86.7% effectiveness in meeting water needs overall). The response effectiveness in meeting food needs was lower at 78.3%. There was more effectiveness in providing life-saving water compared to food during emergencies. Overall, the emergency response left close to half of the rights holders very satisfied, 2 in every five satisfied while one in every 20 households expressed dissatisfaction with the handling of the emergencies.

Recommendations

The MTR singled out a few recommendations aimed at improving NCA's emergency response in Somalia. The response need to deliver timely and adequate life -saving support for all targeted communities. It is suggested that the engagement of stakeholders is expanded to include all rights holders and relevant duty bearers to identify the felt needs. To achieve effectiveness in life saving food support, NCA needs to mobilize support from WFP for pre-positioned food supplies and other potential corroborators. There is need to pursue permanent solution to drought and flooding emergencies by adoption of climate smart innovations and alignment of emergency response to DRR structures at local and higher levels. NCA need to also consider integrating training on emergency preparedness in all thematic areas targeting both staff and partners.

I Introduction

1.1 Background

NCA is a diaconal organization established in Norway to work with people around the world to eradicate poverty and injustice. Our vision is Together for a Just World. The overarching goal for NCA is to support development that promotes human dignity for the poor and for vulnerable groups through programmes that create greater participation, equality and protection. NCA provides humanitarian assistance and works for long-term development. To address the root causes of poverty, we advocate for just decisions by public authorities, businesses and religious leaders. Our support is provided unconditionally, with no intention of influencing anyone's religious or political affiliation. Most of our work is undertaken together with local civil society partners and faith actors.

NCA has been operational in Somalia since 1993 and has walked with the local communities through the toughest times which have given NCA the goodwill, knowledge and expertise to understand the local context. The work of the organization is spread mainly in South Central Somalia and Puntland State covering regions including Gedo, Benadir, Lower Shabelle and Puntland State. Over the years, NCA and local implementing partners have walked with communities amidst very difficult humanitarian situations making NCA a true and trust worthy partner whom rights holders trust and hence quick buy in of identified interventions by the targeted communities. The uninterrupted presence of NCA in Somalia have given NCA expertise in implementing diverse interventions related to the prioritized programmes hence building the capacity of targeted rights holders towards self-reliance.

The NCA Somalia's goal and vision as outlined in the 2016-2020 Country Strategy is to contribute to safer and resilient communities where people have participated in their own development for improved health, economic empowerment and secure environment. The target geographical areas in

Somalia are: Gedo region- Jubbaland State, Lower Shabelle- Southwest State, Benadir Region- Mogadishu, and Puntland State.

To achieve this goal, NCA Somalia is focusing on four thematic programmes namely: Water Sanitation and Hygiene (WASH), Gender Based Violence (GBV), Education for Sustainable Development and Economic Empowerment. In addition, NCA also responds to emergency humanitarian needs and works to strengthen civil society actors. The overall country programme and each constituent thematic programme have a theory of change which outlines the goal and changes (pre-conditions) required to achieve that goal. The Country Strategy includes a results framework that outlines the outcomes, outputs, activities and targets to be achieved by each programme within the period. The MTR was an accompanied process combining learning and performance measurement implemented jointly by NCA and an external Consultant with the latter's oversight.

1.2 Overall objectives of the mid-term review

The overall objective of the Mid-Term Review was to assess the extent to which each thematic programme is progressing towards its stated outcomes and targets to provide actionable recommendations for the remaining two years of implementation and future programming. The MTR also assessed the relevance and validity of each of the programme's Theory of Change, examining if the changes anticipated at the outset of the country strategy is within reach, which factors are proving critical in making change happen (planned and unplanned) or in hindering change. The review also provided recommendations and suggests necessary changes to the TOC to achieve the overall goal. The review was meant to capture the learning to date and to evaluate whether each programme was implementing the most effective strategies in order to achieve the envisaged outcomes.

Specifically, the mid-term review was expected to:

MTR Objectives

1. Measure progress of results under each outcome through respective outcome and output indicators and their targets for the period 2016-June 2018 (indicators must be sex disaggregated where appropriate).
2. Assess the alignment of implemented activities to the programme outcomes
3. Assess validity of the Theory of Change (Country and Programmes)
4. Determine critical change factors (planned and unplanned) proven to contribute/ hinder progress and make actionable/ evidence informed recommendations for achievement of the goal
5. Assess the extent to which the programme is aligned and flexible to government policies, legislation and priorities at federal and state level.
6. Review the strategic role of NCA and partners in a changing environment in Somalia
7. Assess the risks and mitigation measures respectively encountered and employed in the implementation of programmes and emergency response specifically how the different programmes prevent and mitigate violence against women and girls.
8. Review and update changes to the Somalia context since 2016 and their implications on programmes and next strategy.

9. Assess and document the progress in the key cross cutting themes i.e. gender, conflict sensitivity, environment, human rights, anti-corruption etc.
10. Assess whether or not NCA Somalia's programmes corresponds to both the practical and strategic needs of women and girls
11. Identify key lesson learnt (both positive and negative and make actionable recommendations for programme improvement
12. Document stories of change (positive and negative)
13. Review synergies among programs, their added value and how they can be harnessed for integration of interventions
14. Review NCA's response to emergency (appropriateness, timeliness, effectiveness, right holders engagement and satisfaction of services provided as a standalone vertical programme).
15. Relevance of strengthening civil society and its implications on the country context
16. Assess the alignment of implemented activities to the programme outcomes.

The MTR covered programme implementation from January 2016 to June 2018 looking at projects implemented directly by NCA and eight (8) local NGO partners in Puntland state and South Central Somalia regions of Banadir, Lower Shabelle and Gedo regions as follows:

Table 1: MTR Coverage

Region	Partner	Focus theme(s)
Gedo region	NCA	Education, EE, WASH,
	CERID	Education, WASH and EE
	SADO	Education
	NAPAD	Education, EE, and WASH
	ASEP	WASH, EE,
	DF	WASH
Puntland State	NCA	EE,GBV and WASH
	KAALO	EE, GBV
	MUSLIM AID	GBV
Banadir region	BANIADAM	WASH,
	SSWC	GBV,
Lower Shabelle region	BANIADAM	WASH

1.3 The 2016-2020 NCA Country Strategy

The NCA Somalia programme strategy aimed to contribute to safer and resilient communities where people have participated in their own development for improved health, economic empowerment and secure environment. In order to reach this vision, the programme set some preconditions in its theory of Change (TOC) including that: Rights holders achieve improved health and overall well-being safe and just society where; Women, Men, Boys and Girls enjoy lives free from Gender Based violence in Somalia; Rights holders secure entrepreneurial opportunities and sustainable employment; All school aged children access education; If communities have knowledge

on the importance of clean water, sanitation and hygiene then they will be able to adopt appropriate hygiene and sanitation practices that will reduce their exposure to diseases outbreaks. NCA assumes that Rights holders will use this knowledge to explore mechanism that will improve access, ownership and sustainability of WASH services.

If community actors and religious leaders are willing to change social norms, mobilized and capacity built to act against social norms upholding GBV, then women and girls will be able to live without fear of GBV. NCA assumes this advocacy will influence decision makers at all levels and lead to an improved protection environment hence reduced GBV incidences. If Rights holders have access to market/demand driven vocational skills training and access to local markets, they will gain increased employment and entrepreneurial opportunities. NCA assumes that the Rights holders will seize and create sustainable economic opportunities for employment and diversified livelihood. If communities are mobilized and educated/informed on importance of education for both boys and girls, then there will be increment and retention of school going children. NCA assumes that community members will take ownership and actively engage in management and running of schools which will lead to improved literacy levels.

Premised on the above TOC, the country strategy focuses on four sectors including; WASH economic empowerment, Gender based violence and Education for peace and development. From 2016 -2020, NCA seeks to increase access to basic water and sanitation services, community ownership and integration of right holder recommendation in WASH planning. The Economic empowerment pathway addresses unemployment among youth, enhanced resilience through support to small and microenterprises, increased profits from value chains and increased and access to domestic and international markets for local businesses.

In the strategy, the GBV response aims to transform dominants social norms for protection of women and girls from GBV. Recognizing the role of change agents, the strategy brings on board community and faith based actors in the prevention of GBV and harmful traditional practices. For the GBV survivors (women and girls) are envisioned to safely access adequate and appropriate support services.

Education for peace and development is a contextualized programme that promotes equitable access to quality education for all. The strategy also addresses gender disparities in schools by taking deliberate efforts to pull and retain girls in schools.

2 Methodology and Technical Approach

This section provides a brief of the methodology employed in the design, data collection and analysis. The challenges encountered are also enumerated along with the mitigating measures.

2.1 Mid- Term Review Design

The 2016-2020 country strategy was at the implementation mid-point at the time of the MTR. For this reason, the review was post intervention in design comparing the progress at the time with the baseline. The MTR was guided by a TOR that included an assessment of status of various other areas outside the envisioned results of the strategy to inform the 2021-2025 strategy. For this reason, the study used mixed methods approach combining quantitative, qualitative, programmatic and participatory methods which included 'Reflective methodology. Triangulation of data from all the sources was undertaken to arrive at plausible findings.

2.2 Sample Design

The MTR assessed both quantitative and qualitative indicators to serve respective objectives. The wide spread and diverse sectoral interventions necessitated customised sampling by sector. For population based surveys targeting households, a *Cochran formula* was used to compute sample size at 95% level of confidence. The sample size was then adjusted by 10% in line with the design effect associated with cluster sampling. For the tracer studies, simple random sampling was applied to select former graduates and fishermen supported under economic empowerment. The samples were adjusted to allow the disaggregated analysis of the various indicators / variables at district level. This is detailed in the table that follows;

Table 2: Sampling Summary

Sector	Unit of analysis	Sampling Method	Sample size
WASH	Households	Cluster Sampling	802
Economic Empowerment	Former Graduates	Trace study- Simple random sampling	200
	Farmers	Cluster sampling	143
	Fisher folk	Simple random from the sampling frame	
Gender Based Violence	Women of 18-49 on supported areas	Cluster sampling	200
Emergency Programme	Households	Cluster Sampling	100
Education	Schools	Purposive sampling – To include emergency and Non- Emergency Schools	21 Schools

For qualitative data collection, non-probability methods were used to identify respondents for interviews. Purposive sampling was embraced to identify key informants and discussants for the focus group discussions on the basis of expert information. The selection of respondents was based on interaction with respective thematic areas (WASH, Economic Empowerment GBV and Education), either as right holders, duty bearers or important stakeholders.

2.3 Sources of Data

Structured Questionnaires: Structured questionnaire were electronically administered using Magpi+ application on phones. They were administered to appropriate respondents by thematic areas as indicated in the table in the foregoing section. Other semi-structured questionnaires were administered to heads or senior teachers in 21 sample schools. Most questionnaires were administered in a face to face manner except tracer studies which included phone calls.

Desk Review: A comprehensive review of internal and external documents linked to the four thematic areas of the strategy and the geographical areas of implementation were reviewed. The review was instrumental on providing information for some elements of the TOR and triangulating the findings of MTR generated from primary data.

Key Informant Interview (KII): For in-depth information, interviews were conducted targeting partners, duty bears and right holders distributed by thematic areas of the country strategy. KII validated data from the quantitative sources and the duty bearers' perspectives.

Focus Group Discussions: FGDs were conducted for diverse and collective responses on the progress of the various outcomes per thematic areas. The composition of FGDs was varied by outcomes and included separate right holders, duty bearers only or a combination of both.

Observation: The MTR also included verification of WASH facilities, farms, fisher folk tools, cold chain facilities, GBV service facilities, school facilities and other physical attributes of interventions.

Reflective Sessions: The reflective methodology developed by NCA was used to guide customized participatory discussions on the context, theory of change and general progress on outcomes and the cross-cutting thematic areas. The participants of Reflective Sessions included; NCA staff, partners and government representatives from Ministries of Planning, Puntland and Jubaland States. The sessions were vital for strategic alignment to the government priorities, and assessment of progress in view of theory of change and contextual changes.

Table 3: Data Collection Summary

Sector	Methods				Total
	FGD	KII	Questionnaires	Checklists	
Education	6	6		25	36
GBV	9	4	200		213
WASH	10	16	802	23	861
Emergency Response	-	5	99	-	104
Economic Empowerment					
Fisherfolk	3	4	79		86
Vocational Skills	2	4	160		166
Microenterprises	2	3	-		5
Farmers	4	4	143		153
Total	36	46	1483	48	1613

2.4 Data Analysis

Data was verified on a daily basis as received in Magpi+. After consolidation, the data was then encoded in SPSS version 21, cleaned and then subset in line with indicators and other needs. After organization, data was subjected to univariate analysis for background information. The analysis of indicator and other required descriptive statistics with geographical, gender and other relevant disaggregation categories being considered.

Qualitative data was transcribed into written versions and organized by thematic areas. After this, the content analysis organized by MTR objectives and questions was undertaken. The next stage included triangulation of data from reflection sessions, desk review and quantitative sources in line with the outcomes. The findings were then incorporated in the report structure. The report was then compiled from the analysis and synthesis of the findings.

2.5 Challenges to MTR Implementation and Mitigation

Security access: Some of the areas in Gedo region were not accessible to the consultant. To mitigate, local counterparts were deployed in data collection, while in Mogadishu some FGDs were organized in areas accessible to the consultant.

Geographical spread: The country programmes in the various sectors cover a wide geographical spread. This necessitated random sampling, but due to diversity of interventions the study was also forced into covering a wide area.

Design challenges: It was not easy to measure some of the outcomes envisioned as population based yet they were stated as project outputs. The study combined both primary and secondary sources to generate data for the indicators and to determine progress.

Multiple sectors: The execution of the MTR faced the complexity of methodology due to data requirements of multiple sectors. This necessitated expansion of the data collection team to ensure each of the thematic areas satisfied data requirements for the MTR.

Network coverage: Some of the regions covered by the MTR had no mobile network which made it impossible to submit data on a real time basis. The MTR team had to move areas with network to submit the data in bulk.

Difficulties accessing some respondents: There were struggles with accessing respondents for the tracer studies for vocational graduates and fisherfolk beneficiaries. The MTR had to depend on phone interviews in place of face to face interviews in some circumstances for data collection.

Recall bias: The lapse of time between the MTR and some interventions affected the response on key questions. This had potential negative effect on data quality. However, the tools were reviewed to include leading questions to determine and correct the inconsistencies.

Incomplete records: In some schools, it was not possible to verify data because of absence of records. Farmers and fisherfolks also lacked records from which their production would be determined with more accuracy. However, the MTR had to depend on general responses on views of the beneficiaries on key questions during the FGDs and KIs.

3 Update to Country Strategy Context

Apart from 2016, the Strategy has been implemented in a worsening socio-economic situation in the country. Resulting from this are 15.4 million reportedly in need of humanitarian assistance in 2018. About half of these require life -saving assistance including, 1.2 million children staring at malnutrition crisis. The humanitarian needs are still driven by poverty, marginalization, armed violence, insecurity, political instability, natural hazards and underdevelopment.

The Somali people currently have some of the lowest development and humanitarian indicators in the world, and inequalities across different social groups. The disparity largely related to insecurity whose situation has not stabilized to warrant meaningful changes. The last three years saw transition from the Somali New Deal Compact (organizing framework) to New Partnership for Somalia in 2017 coming into place after peaceful political transition to the new government. The New Partnership provided the basis for the development of the National Development Plan (NDP) outlining commitment to humanitarian, security, governance and economic recovery pillars in the

¹ UNOCHA

short-term. The NDP is decentralized to the state level which serves as a structure through which interventions should be aligned to contribute to the national goals.

Somalia has some of the worst socio-economic indicators in the world. The average GDP per capita is slightly above US\$2500, in largely consumer economy, facilitated by diaspora remittances and few local sectors. Over ³8/10 of Somalis are multi-dimensionally poor, with up to 75% living below the poverty line. This rate is higher among the displaced and other marginalized populations isolated from economic participation by contextual vulnerabilities. In 2017, a looming widespread famine was averted through consolidated efforts. However, the drought left up to 6 million people food insecure and vulnerable to shocks. The 2017 drought was followed by extreme flooding in 2018, underpinning the erratic climatic pattern that continuously reverses the gains made in resilience and various aspects of development.

In 2016 at the advent of the NCA country strategy, the Somali economy grew by 4.4%. In 2017, the growth declined to 4.3% as the negative impact of drought manifested in agriculture. The agriculture sector experienced near total collapse with crop failures and drought instigated livestock mortality. With production shortfalls, rise in food prices led to inflation with extended impact on household resilience and survival of small businesses. The government's response to inflationary pressures is limited as security remains the focus area of spending in search of stability. More still, the growth rate of the economy is not enough to match the scale of poverty, making it difficult to expunge people from it.

The resilience of population is further exacerbated by displacement coupled with poor basic services and resultant outbreaks of communicable diseases. With this, communities are in dire need of preventive and promotive health services with additional focus on poor WASH conditions which are the drivers of transmission of water related diseases.

The NCA country strategy had taken a detailed situational analysis of the political, socio-economic and conflict situation in Somalia. There are slight changes outlined in the on-going section in the focus areas over the period under review. The transition to a new aid coordination mechanism, new partnership and the drive towards development planning is notable. The emergence of six federal member states is also shaping planning and programming as states seek more control of humanitarian and development work and associated resources. The Federal and States government are also exhibiting strengths to occupy key spaces in post – conflict recovery implying shrinking opportunities in some of the support roles that NGOs occupied. The clan remains a critical cog driving community interests in governance, resources and justice including; the shaping the formal governance structures.

NCA strategy 2016-2020 was informed by the general context with interventions customized to the community needs and NCA thematic areas of focus. In the last three years of strategy implementation, slight changes were observed from emerging data for each of the thematic areas.

² World Bank Somalia Country Partnership Framework 2018

³ Somalia Macropoverty Outlook 2018

Water Sanitation and Hygiene

The most recent high frequency study indicates that 8 out of 10 households in Somalia do not have access to improved water source within 30 minutes distance. The strategy contributed to enhancing access to safe water for up to 71 percent of the population previously without safe water. There are no recent updates on sanitation access, but trends and patterns place sanitation lower than water access indicators in most parts of the country. In 2018, over 4.4 million people in Somalia needed emergency water and sanitation services in response to drought. Poor hygiene and sanitation was manifest in 77,000 cases of cholera/acute water diarrhoea reported from various parts of the country⁵. This finding concurs with needs analysis for the country strategy which single out inadequate access to basic sanitation and open defecation as causes of AWD outbreaks. The increased diarrhoea outbreaks and food shortages are associated with high levels of malnutrition and one of the leading causes of childhood mortality. The strategy also took cognizance of high salinity of some water points which requires further attention of avert long-term effects of heavy metals going forward.

Education

The analysis of Somali education system by World Bank summarized it at the federal level, but with core functions of service delivery distributed across, central, state and district levels. . The delivery of education by the government is envisioned to be a continual challenge as over half of primary pupils and 70% of secondary student's access education outside the public sector. The provision of education in the urban centres in South Central Somalia is tending towards private sector dominance. However, there is a drive towards institutional strengthening of the Ministry of Education (MoE) at the federal, State and district levels, with opportunities for joint implementation and oversight and a platform for handing over the schools as the government puts effective structures in place. The MoE has developed an Education Sector Strategic Plan (ESSP) that seeks to harmonize the education system.

The enrolment rates in schools have not improved in sufficient enough scale to vary the levels prevailing at the time of strategy development. Recent, 2011 and 2016 ⁷MICs surveys concur that over half of school- aged children are not in school. Some of the cited reasons for low rates of enrolment include external factors such as; cyclic droughts, displacement and deteriorating food security. Information from other studies also concurs with gender disparities in school and the causes and the school level motivators to address the gaps. The causes of poor enrolment and retention ranging from household drawbacks, lack of supplies, poor infrastructure, school management, and teacher factors have been largely documented. The context has also witnessed an increase in school attacks/closure insecurity with detrimental effect on school enrolment

Even though the country strategy addressed these gaps; the relocation of pupils to cross-border schools towards completion for certification purposes, has gained prominence. The standardization of examination and curriculum has been a consistent gap in the education sector. However, this gap was addressed in 2018 through the ESSP.

⁵ UNICEF Somalia 2018 Humanitarian Action for Children Appeal

⁶ World Bank CPF 2018

Gender Based Violence

Gender based violence is still rampant in all parts of the country. Over ⁸14,000 cases of (GBV) were reported to the GBV Information Management System (GBVIMS) from January 2015 through June 2016. FGM/c prevalence in Somalia is still high at 98%, but some strides have been made in providing a legal framework and fostering accepting behaviour against FGM. There are still pervasive religious and cultural misconceptions around invasive and non –invasive forms of FGM, a lacuna where the practice thrives.

GBV still thrives in the prevailing environment of insecurity, vulnerability linked to displacement drought and negative cultural and, social norms. IDP women are particularly vulnerable as data from GBVIMS reveals that between 73-78 percent of survivors of GBV were female IDPs. Various forms of GBV include; rape, physical assault, intimate partner violence, abduction, forced prostitution, Exploitation, and human trafficking are still prevalent. Puntland now has a legal framework anchored in the operational '*Sexual Offences Bill*' important for prosecution of perpetrators for intended justice and deterrence. The pursuit of justice for GBV survivor through local and clan based consensus continues to be a common practice and a draw -back to interventionist response to GBV.

Economic Empowerment

Three quarters (75%) of the Somali population is under the age of 30 years. Two generations of Somali children including this segment missed out on education and opportunities for skills development and employment that follows⁹. The rate of youth unemployment is 67 percent and may worsen with increasing population¹⁰. The unemployment rates are also indicative of nation's inability to capitalise on youth dividends propelling it into post conflict recovery and development.

The high rate of poverty estimated at ¹¹73percent with a skew among the vulnerable population point to a highly dependent population. In their role as bread winners, in estimated 70%, women participate in various sectors of the economy especially driving agricultural value chains and development of small and micro-enterprises development. The already inclusive local economy with a significant participation of women is a vital leverage for targeted empowerment. In congruence to the country strategy, youth and women struggle with entry hindrances to markets and employment which include; lack of adequate skills, tools, capital, market barriers, lack of opportunities and contextual limitations.

The last three years of strategy implementation hasn't encountered significant changes in the economic situation of youth and women in the context. However, the impact of drought and attendant inflation especially in 2018 was found to have negatively affected SMEs which provides source of livelihood and avenues of self -employment. The few target vocational training centres remained operational, with renewed interest from trainees for skills development even as graduates released into markets experienced shrinking formal employment opportunities.

⁸ World Bank CPF 2018

⁹ Education in Somalia- UNICEF 2018

¹⁰ HumanDevelopment Report "Empowering youth for peace and development-UNDP 2012

¹¹ Human Development index Somalia- UNDP 2012

4 Country Context and Implications on the Strategy

4.1 Country Context and Implications on Implementation and Strategic Priorities

For the first time in 30 years, Somalia developed a National Development Plan (NDP) covering 2017-2019. The NDP outlines priorities for national recovery and development in an envisioned secure and stable environment recognised as the foundation for progress. The strategic priorities for NDP include, consolidating peace, inclusive politics, security and rule of law, economic development, effective and efficient institutions, social and human development, infrastructure and building resilience.

The Somalia political context has experienced various structural changes that obligate the country strategy to continuously align. The observed changes require that NCA adheres to Federal and state regulation demands while balancing with complex programmatic gaps which formed the basis of the 2016-2020 strategy. In the second phase, the strategy will take cognizance of the political changes and their implications on programming and take measures to harmonize the interventions in line with the emerging realities.

Multiple Plans, Policies and Coordination Mechanisms: The Federal and state governments are gearing towards development planning. There is a notable level of alignment of the state strategies to national development plan indicative of collective approach to the humanitarian and development challenges facing various geographical areas. This calls for harmonization of the agency strategies to the national and state development plans for concordance. The next NCA strategy therefore needs to be structured along the Federal and state plans and customized with prescriptive interventions for the needs and priorities of the targeted geographical areas.

The programming context is also open to emerging coordination mechanisms. Apart from the UN cluster system that coordinates interagency emergency response in various sectors, the government has now come up with pillar working groups in line with the national development strategies outlined in the development plans. The working group introduces new mechanisms and also provides an opportunity for agencies to directly engage the government counterparts in the focus thematic areas. Participation in the multiple coordination forums in different venues, places some operational burden on agencies at the critical stages of their relocation into Somalia. Many of the NGOs had their liaison and coordination offices in Nairobi, Kenya but required to attend meetings at national, state and sometimes district level.

There are also some changes in the donor funding landscape with implications on how agencies secure resources for their projects. There is a growing preference of consortiums by donors who find them more multi-sectoral, have wider coverage and low risk. There is also an element of resources being channelled through the government entities as they are engaging donors directly to secure funding for interventions or sectors as the implementing agencies. Notable also is a drive for localization of funds by donors seeking inclusion of local actors including government entities in funding mechanisms with intentions to secure them resources. This structure promises better capacity for government entities and local actors but changes programmatic relationship and minimizes access to resources for INGOs.

Somalia subscribes to Sustainable Development Goals (SDGs) which calls for alignment of interventions to the envisioned outcomes. Integration of capacity building for government entities is continuously required to deliver sustainable development goals (SDGs) through the 9 pillars of the

national strategic plan. The current and next strategy will be continuously influenced by state strategies, national development plans and the need to collectively work with others towards SDGs.

Regulatory changes: The Federal and state governments have introduced number of regulations whose compliance is a pre-requisite for agency registration. The regulations will positively transform the NGO space by filtering brief case NGOs and eventually free resources for diligent players with intentions to address humanitarian and development gaps with commitment. The vetting of organizations through the registration requirements provides supplemental pre-award information vital for sub-granting decisions. There are currently multiple levels of registration with demanding annual renewal which places a heavy burden for agencies in efforts to cooperate. The new registration requirements have cost and time demands involving lengthy processes. The NCA indirect implementation model is vulnerable to these registration dynamics due to the impact on the partners in terms of costs.

Programme Development and Implementation Controls: The Ministries of Planning in Federal and member State governments have development plans with detailed guidance on strategies for key sectors. Unlike before, the Jubaland Ministry of Planning is seeking approvals of all interventions at the design, implementation and evaluation stages. The controls are good for coordination, accountability, ownership and to duplication avoidance. The backside of these control include limited capacity of the government authorities to review and approve interventions, threats of multi-layered bureaucracy, costs implications, delays and potential political interference of delivery of development aid. The implementation of the current and next strategies needs some adjustments to cater for additional demands emanating from these controls and their implications. The enhanced controls indirectly move some roles from the implementing partners to the authorities which call for an active role of CSOs in holding government accountable.

Statutory Changes: There are governance changes with additional statutory requirements as some countries moves into post conflict recovery. The emergence of various levels of governance from Federal, state and district/ state levels elicited multiple tax points with implications on operations budgets for agencies. The collection of tax revenue is a vital step towards government independence and ability to take up public roles with autonomy. However, the extra costs incurred in operations are accrued to programmes with negative consequences on programme quality and coverage. The absence of harmonized tax regimes also exposes agencies to potential turf wars between the overseers of various tax points especially in South Central Somalia.

Legislative Changes: The Somalia draft NGO Bill heralds a new beginning on the legal aspects of NGOs operating in the country. The Act (once passed) will positively impact on the regulation, standardization, operation and position local NGOs in comparatively better funding spaces. The NGO Act may also be subject to many interpretations with likelihood of Federal, state and district level bureaucracies and implementation variances.

4.2 Policy Context and Strategy Alignment to Government Priorities

The National Development Plan and state plans are aligned to the Sustainable Development Goals (SDGs). The design of previous and on-going interventions shows concurrence with the NDP and state strategies, but will be continuously updated to seamlessly fit in the state strategies by implementing partners. The organizational level SDG cascade will be required in the design and implementation of programmes for connectedness. The standardization of strategies in all sectors will ensure that measurement of national progress is realised. NCA work is directly connected to

SDGs 1, 2, 4, 5, 6, and 8 which calls for some further alignment and implementation in the next strategy. Integration is one of the core principles of SDGs, thus, at national, state and programmes level interventions are expected to capitalize on their implementation synergies for efficiency and cost effectiveness.

5 Progress on Results by Outcomes

The on-going section details the analysis of findings on the country strategy progress by outcomes. There are a few additions incorporated required for a comprehensive MTR.

5.1 NCA Visibility

Overall, the awareness of NCA by right holders varies by geographical areas and the interventions that were implemented. However, on average up to three quarters of the respondents at community level are aware of NCA and the respective interventions that were implemented. NCA does not enjoy universal visibility primarily due to more partner presence on the ground. The absence of branding or dominance of partner branding is also a likelihood of NCA missing out on some respondents. The visibility was assessed from WASH due to its wider coverage and women target in the GBV in emergencies for comparison.

Table 4: NCA Visibility

NCA Visibility	Frequency	Percent
WASH	580	72%
Mogadishu IDP Women	175	87.5

Water Sanitation and Hygiene

5.2 Water, Sanitation and Hygiene

The ongoing analysis is centered on the outcomes informed by data drawn from households, right holders and stakeholders in the sector. The sample was drawn from specific villages in all districts that are supported by NCA. This includes the host communities and IDP camps where NCA intervenes in the WASH sectors. For security reasons, it was not possible for the MTR to cover lower Shabele region. The quantitative data was supplemented with findings from qualitative sources including observation, KII, FGDs and secondary data sources.

5.2.1 Outcome 1: Communities Demonstrate Ownership for Community WASH Services

Ownership of WASH Services

The envisioned community level ownership of WASH services has made some steps in the last three years. Communities especially in the Gedo region are better organized around WASH issues. The sensitization and training within the programme and strengthening of WASH committees, increased ownership of WASH services. Some communities were found to be repairing minor pipe leakages directly or indirectly contributing some cash to pay for the repair services. The communities/local authorities were also found to readily donate land for drilling of boreholes, shallows wells and establishment of water kiosks. There is also a sense of responsibility with communities encouraging

collective hygiene behavior uptake such as boiling water and hand washing as preventive measures for diarrheal diseases. The collective action is a good pre-requisite for promotion of open defecation free spaces.

In IDP settlements and urban centers, NCA has been supporting communities to own WASH services through the WASH Committees and Public– Private Partnerships respectively. The inclusion of the communities in PPPs did not appear fully mainstreamed as the shareholders largely doubled up as the community representative and investors, thus generating some conflict of interest. This was found to be the practice in both Gedo and Puntland. Over the review period NCA has put in place WASH committees and supported them to sustainably oversee WASH services in the various areas. However, it is important to note that one fifth (20%) of community members do not know who manages WASH services and are largely isolated on decisions related to WASH services. Some progress has been made in ownership of WASH services in rural areas, but, in towns, the profit making dimension of water is entrenching cartels in the control of water but, also bringing on board PPPs models that is more leaning on financial/ profit returns. Based on returns from water, it is clear that PPPs have ability to expand water supply with only a little supplemental support from donors and other duty bearers.

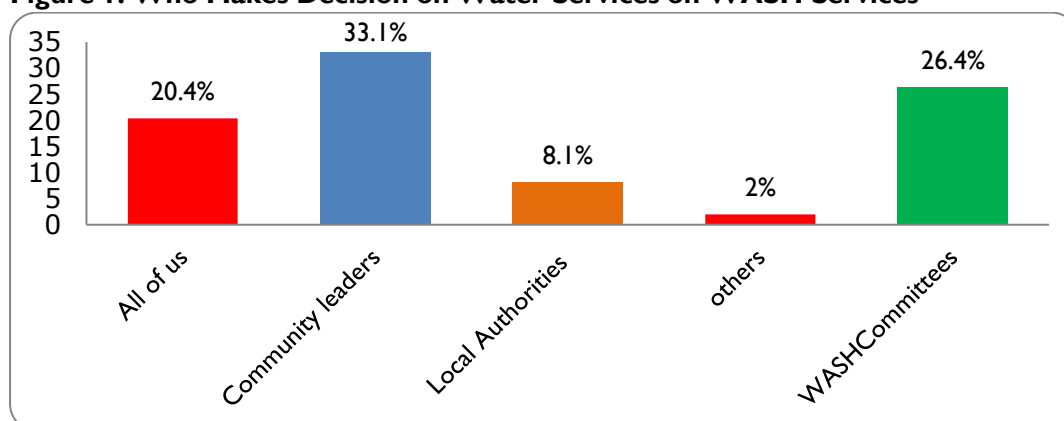
Table 5: Management of WASH Services in NCA Supported Areas

Who Manages the WASH Services	Belet-Hawa	Dangoraye	Dolow	Elwak	Garbaarey	Garowe	Luuq	Mogadishu	Total	
									Count	Percent
WASH committee	44.4%	60.5%	81.2%	42.2%	80.0%	56.5%	37.3%	95.0%	511	62.3%
Water Company /PPP	40.4%	7.9%	9.4%	26.4%	0.0%	21.8%	19.6%	0.0%	131	15.9%
Don't Know	12.1%	18.4%	3.4%	9.8%	9.0%	12.9%	7.8%	5.0%	78	9.5%
No one	3.0%	13.2%	6.0%	21.6%	11.0%	8.9%	35.3%	0.0%	100	12.2%

Decisions on WASH in the Communities

The decisions on WASH services in the community level are largely made within the community structures. The WASH Committees and Community were reported to mainly make decisions on WASH services. In one fifth of households (20.4%) members reportedly felt part of decision making made by everyone. Only one tenth of households were of the opinion that the government authorities made decisions. This implies that the communities are part and parcel of WASH services in the communities through general engagement existing structures. However, it is important to note that this largely applies in the rural areas or in the confines of community understanding. In the urban centers where the PPP operates, companies hold sway on water supply and pricing sometimes in consultation with the authorities.

Figure 1: Who Makes Decision on Water Services on WASH Services



Communities perceive the responsibility of WASH services as an everyone's affair, but largely a WASH committee responsibility (35.6%). There is a significant level of shift of ownership of WASH services to the community level. This implies that the strategies employed are changing the mentality of communities from viewing WASH as an implementer responsibility to a community one is bearing fruits.

Table 6: Perceived Responsibility for WASH Services

Responsible	Belet-Hawa	Dangoraye	Dolow	Elwak	Garbaharey	Garowe	Luuq	Mogadishu	Total	
									Count	Percent
All of us	23.2%	47.0%	7.3%	33.3%	15.0%	7.9%	25.5%	9.0%	169	21.1%
Community members	10.1%	24.0%	13.5%	43.1%	20.0%	16.8%	26.5%	59.0%	214	26.8%
Do not know	12.1%	6.0%	4.2%	1.0%	1.0%	31.7%	9.8%	1.0%	67	8.4%
Local authorities	1.0%	8.0%	7.3%	4.9%	0.0%	3.0%	13.7%	0.0%	38	4.8%
NGOs	8.1%	1.0%	4.2%	2.9%	0.0%	7.9%	2.9%	0.0%	27	3.4%
WASH committees	45.5%	14.0%	63.5%	14.7%	64.0%	32.7%	21.6%	31.0%	285	35.6%
Total	100%	100%	100%	100%	100%	100%	100%	100%	800	100%

Overall, 71.9% of women, men, girls and boys are satisfied with their level of participation on decisions made related to WASH services (**Global indicator**). This is an improvement from the baseline of 44% and above the 65% target of 2018. This implies that NCA and partners are doing well in bringing communities on board in the management of water services. The trend is a good build up towards sustainability in the management of water services in the targeted areas.

Table 7: Level of Satisfaction on Participation in Water Related Decisions

Satisfaction Level	Belet-Hawa	Dangoraye	Dolow	El-Wak	Garbaharey	Garowe	Luuq	Mogadishu	Total	
									Count	Percent
Very satisfied	11.1%	7.9%	11.1%	4.9%	0.0%	4.0%	7.8%	27%	75	9.1%
Satisfied	34.3%	73.7%	68.4%	83.3%	72.0%	46.8%	57.8%	71%	515	62.8%
Dissatisfied	54.5%	18.4%	17.1%	9.8%	28.0%	46.0%	33.3%	2%	219	26.7%
Very Dissatisfied	0.0%	0.0%	3.4%	2.0%	0.0%	3.2%	1.0%	0%	11	1.3%

All the committees sampled for interviews had a representation of persons with disability. Women were represented in majority of the committees in different capacities except in a committee visited in Belet-Hawa. In Benadir WASH Committee, more women were represented in committees on the basis as active users of water. The approach of having caretaker committee for water kiosks has improved management and distribution of water to the various communities especially in the IDP settlements. However, the spreading of revenue too thin to water point based WASH committees making it insufficient for investment into water access improvement. With this shortfall, a significant proportion of revenue ends up into non water welfare issues.

The support provided to Public- Private Partnership institutions including Belet- Hawa Water Company, Dolow Water Company and Nugaal Water Company has contributed to increasing access to water in the towns. However, public participation and water pricing did not appear to be friendly to disadvantaged groups and the off-grid areas.

In some communities in Gedo region, the main sources of water (shallow wells) are privately owned, while water trucking exhibiting cartel behaviors trades in water for profits. In this arrangement the role of WASH committees and participation of community in the management of WASH services remains remote.

It is evident that in all areas that NCA and partners established water points, the WASH committees exhibit strength, ownership and sustainability. The management of water point also ensured that attention was extended to sanitation and hygiene with committees taking collective decisions on water treatment/ boiling, hand washing and promoting use of latrines. However, most of the committees are water centered, thus needs to be sensitized and supported to drive sanitation and hygiene agenda in concurrence with water access. .

By design, water committees were envisioned to be complete structures providing oversight to all WASH activities in the targeted villages. In some areas such as Benadir however, WASH committees have been decentralized to manage water points as are one task-oriented and rarely taking responsibility for the entire WASH interventions package. This has worked in the improvement of equitable access to water but there is still need to consolidate the water point committees to a few umbrella WASH committee and support them to achieve an expanded mandate to oversee the entire WASH package and expand community ownership for all.

One of the salient issues of water sustainability is the management and accountability of revenues collected from water points. The collection of revenues from water varies from zero-0.03 per 20 litre (Jerry can) in Gedo region to an average i.e. 0.03 USD in Puntland and in Benadir. In dry season the price of water can go up 0.5US D especially in the dry areas where water points are privately. Households far from pipeline or supported kiosks paid more for water which underscores the value of NCA and Partners WASH support interventions. Even the PPP was envisioned to be guided by participatory principles, communities are largely isolated in key decisions despite their representation. Apart from BEWASCO, the other supported companies were found to be more leaning to private profit motives rather than public good principles which raised concerns of accountability.

Some of the committees do not collect any revenue as they largely depend on NCA and partners for any repairs and depend on shallows wells donated by the community members. In others like the case of Jilab IDP camps in Puntland committees were found to be profiting from water supply as NUWACO charged far less per cubic meters which is further sold to IDPS at a significant margin. This puts some burden on IDPs who face other vulnerabilities. The surplus revenue collected from water is largely used for welfare activities by majority of committees especially helping poor families pay medical bills, food and other vulnerabilities. The pursuit of revenue collection and accountability

for sustainability reasons needs to be revisited in the next phase of strategy and in WASH project interventions design.

Repair of Broken Water Points

In advancing ownership, the strategy envisioned communities that contribute to capital costs, infrastructure in cash, material or labor. With exception of Dangorayo, majority of households reported that their broken water points took less than three weeks to repair. Overall, 88.2% of households in NCA supported areas had water fixed back within three weeks of breakage. In most of the episodes NCA, partner or Water Company repaired the broken water points but communities were found to be undertaking minor repairs or leakages or making contribution for the same.

NCA has made remarkable progress in building the capacity of WASH Committees over the last three years. The training provided has been applied in some aspects of management of water services with reasonable success. However, the committees lack technical skills to maintain and repair water points in case of breakages thus future training needs to incorporate the hardware aspects of WASH to stop dependence on external support for locally manageable repairs. Apart from stemming delays, it is an important effort towards building sustainability of water access. This is one of the aspects to be considered if full ownership of water services is to be realized in the community. The duration of training which largely covers 5 days is inadequate to build the committees technical competences in management of WASH including repair and maintenance. The other alternative is to train community water technicians to undertake water repairs with symbiotic benefits of business to themselves and guaranteed water repair as a gain extended to the community.

Table 8: Time Taken to Repair Water Points

Duration	Belet- Hawa	Dangoraye	Dolow	Elwak	Garbaharey	Garowe	Luuq	Mogadishu	Total	
									Count	Percent
Within 1 day	18.5%	0.0%	15.8%	23.0%	2.5%	17.1%	10.7%	33.0%	95	16.6%
2-3 Days	15.4%	0.0%	38.6%	27.9%	46.2%	22.9%	55.4%	47.0%	197	34.4%
3-6 Days	30.8%	2.6%	26.7%	9.8%	1.2%	10.0%	8.9%	14.0%	81	14.2%
1-2 Weeks	20.0%	25.6%	6.9%	9.8%	43.8%	14.3%	8.9%	5.0%	91	15.9%
2-3 Weeks	6.2%	12.8%	3.0%	6.6%	6.2%	12.9%	14.3%	0.0%	38	6.6%
3- 4Weeks	1.5%	28.2%	6.9%	4.9%	0.0%	4.3%	1.8%	1.0%	27	4.7%
More than a month	7.7%	30.8%	2.0%	18.0%	0.0%	18.6%	0.0%	0.0%	43	7.5%

For the purposes of triangulation, respondents were asked whether any WASH infrastructure was constructed in the last three years within their location. Overall, 65% indicated that at least one WASH facility was established in the locations during this period. On community contribution to these projects, slightly over half, 54.6% made some contribution, while the rest did not or were not in a position to. The most common form of contribution included; labour at 34.8% followed by cash 12.7%, in-kind contribution and land at 2.5%. A significant 46% did not make any kind of contribution based on the findings. With over half making some contribution there is sense of ownership of services from donor/duty bearer dependence.

Contributions were common in Elwak, Garbaharey and Mogadishu. Areas where fewer household made contributions include, Dangoraye, Garowe and Luuq. Efforts to promote community

ownership through project contributions need to be enhanced with particular focus on the three districts. Poverty may hinder cash contributions but with the opportunity to provide unpaid labour, majority of the willing community members are not isolated.

Table 9: Community Contribution to WASH Projects

Response	Belet-Hawa	Dangorayo	Dolow	EiWak	Garbaharey	Garowe	Luuq	Mogadishu		
									Total	Percent
Labour	45.9%	11.8%	38.8%	83.3%	25.7%	32.6%	35.3%	23.2%	181	34.8%
Land	0.0%	15.3%	0.0%	0.0%	0.0%	0.0%	0.0%	0.0%	13	2.5%
Materials such as sand cement ballast	4.7%	0.0%	0.0%	0.0%	24.3%	0.0%	0.0%	0.0%	21	4.0%
Money Cash	1.2%	2.4%	15.3%	0.0%	28.6%	0.0%	9.8%	44.6%	66	12.7%
No contribution	48.2%	70.6%	45.9%	16.7%	21.4%	67.4%	54.9%	32.1%	239	46.0%
Total	100%	100%	100%	100%	100%	100%	100%	100%	520	100%

5.2.2 Outcome 2: Duty bearers integrated men and women’s recommendations into their plans

WASH is an integral part of the National Development Plan and the States plan. The views of the various right holders were incorporated at the various consultative stages and reflected in the plans. The plan has identified WASH priorities at the national level for local level cascade in programming by the various actors.

However, the MTR found that there were limited efforts made by the communities to forward their recommendations into the WASH planning. Forty five Percent of community members in the supported areas are aware of a situation when grievances were presented to the government authorities. Dolow and Garbaharey led with members aware of the grievances / recommendations to the government authorities, while Garowe and Luuq were less active in this regard. This is partly due to the fact that NCA largely targeted IDPs in Garowe who sometimes feel underserving to raise complaints to the host government.

NCA is number one water provider; no other agency has stretched a pipeline up 10 Km to serve the marginalized- Chairman-Dolow Water Company

The lack of government WASH structures as in the case of Banadir and some districts in Gedo region also limited duty bearer/ right holder engagement in structured WASH planning. The WASH committees supported by NCA provided effective platform to organise and air grievances for consideration and integration by the authorities. There was variation in which IDPs found themselves undeserving to advocate for their needs from the duty bearers. In Gedo region, the frequent grievances to the authorities have been water resource sharing conflicts. In Benadir supported IDP camps, shortage of latrine was the main grievance item while Garowe water salinity was the main complaint to the authorities. Notably, communities presented their most pressing needs through the WASH committees.

Apart from the WASH committees, there were no other deliberate efforts to organise communities around the WASH gaps and structured engagement of duty bearers towards the same. Notably

communities sometimes found it easier to solve their problems without engaging the duty bearers due to unresponsiveness. A case in point is Banadir region where IDPs mobilized their own resources to address latrine shortages instead of engaging the government and other duty bearers for integration in the plans. Notably, the supported areas have inherent needs and shortages that are deemed obvious and not necessarily requiring right holders' advocacy. This calls for voluntary duty bearer's responsiveness.

Duty Bearers Capacity Building

Training of duty bearers was largely undertaken in the last strategy, but its impact is manifest in this strategy period. In every year, the government authorities and other duty bearers acquired skills and knowledge to deliver WASH services and manage WASH facilities respectively. There was however more focus with non-government duty bears with 27 government officials trained in first two years of the strategy compared 178 duty bearers. This translated into more attention to management of WASH facilities.

The capacity building of government authorities has left them more informed in the management of WASH services. The participation of the authorities in the oversight of WASH services has increased with some effectiveness. For instance, the authorities were able to solve water conflict and mitigate then by ensuring fair distribution of water when there is scarcity especially during the drought. Through this, frequent complaints of water outages downstream instigated by upstream households were significantly reduced.

There was varied integration of the local authorities in the management of WASH services in the supported districts. In Banadir region, there was minimal engagement of the local district authorities for the work in the IDP camps, but the camp leaders were part. In Gedo region, the authorities were instrumental in the constitution of the WASH committees including balancing representation of various interest groups. This has ensured fair distribution to all households in the communities. The training and support to the local authorities also empowered them to effectively solve water related conflicts in the targeted districts. The authorities also set the tariffs to the local companies to ensure that the consumers are not exploited. In Belet–Hawa and Dolow for example, the authorities set tariffs for communities and IDPs ensuring equitable distribution of water.

Capacity building was also extended to the management of the water companies some of which NCA and partners were instrumental in their establishment through the Public – Private Partnership model. The training extended to the managers of the company and the exchange visit to Somaliland elevated their competencies resulting to increased coverage of the distribution network, better management of revenues and increased knowledge and capacity.

NCA support to the Puntland Water Act development and dissemination is an important strategy contributing to the ownership of WASH service. Through support to Puntland State Agency for Water, Energy and Natural Resources (PASWEN) in this endeavor, NCA has contributed to bringing communities on board in the management of WASH services. The implementation of the 'Act' will continuously provide opportunities for government, duty bearer and right holders to engage all right from the grassroots.

Right Holders Knowledge of their Rights to Water Services

Close to three quarters of household members 71.9% in the target areas are aware of their entitlement to WASH services. There is still a significant proportion who perceive that WASH

services are entitled to those who can afford, elders/ community leaders and religious leaders. The remaining part of the strategy will need to target this group with key messages using the current structures which appear to be working.

Table 10: Opinion on who is entitled to WASH Services

Entitled to WASH Services	Belet-Hawa	Dangoraye	Dolow	Elwak	Garbaharey	Garowe	Luuq	Mogadishu	Total	
									Count	Percent
All community members	75.8%	83.0%	95.8%	39.2%	56.0%	41.6%	86.3%	99.0%	575	71.9%
Community leaders' elders	17.2%	16.0%	3.1%	48.0%	0.0%	36.6%	13.7%	0.0%	136	17.0%
Government Officials	2.0%	0.0%	0.0%	0.0%	0.0%	0.0%	0.0%	0.0%	2	0.2%
Religious leader	2.0%	1.0%	0.0%	0.0%	29.0%	2.0%	0.0%	0.0%	34	4.2%
Those who can afford	3.0%	0.0%	1.0%	12.7%	15.0%	19.8%	0.0%	1.0%	53	6.6%
Total	100%	100%	100%	100%	100%	100%	100%	100%	800	100%

The strategy envisioned communities sensitized and demanding for their rights to participate in key decisions and in-turn advocate for their rights. So far, 56.9% of the households/ members expressed having been sensitized on their rights. The proportion sensitized on WASH was found to be highest in Mogadishu IDP camp, followed by Dolow and Garbaharey and lowest in Elwak and Luuq. In Puntland, Dangoraye ranked 59% compared to Garowe in which targeted communities were the least sensitized of all areas. In some of the districts this is reflected in patterns observed in the understanding of the entitlements to WASH services outlined in table above.

Table 11: Sensitization on WASH Rights

Sensitization on WASH Rights	Belet-Hawa	Dangorayo	Dolow	El-Wak	Garbaharey	Garowe	Luuq	Mogadishu	Total	
									Count	Percent
Sensitized	59.6%	59%	80.2%	28.4%	78%	34.7%	35.3%	82%	455	56.9%
Not Sensitized	40.4%	41%	19.8%	71.6%	22%	65.3%	64.7%	18%	345	43.1%
Total	100%	100%	100%	100%	100%	100%	100%	100%	800	100%

5.2.3 Outcome 3 Women, men, girls and boys practiced hygiene measures that protect against key public health risks

Hand washing Practices

Improved hand washing practices is one of the salient aims envisioned in the strategy to prevent diseases and improve health in line with NCA WASH theory of change. Notably, by increasing water access which is a critical pre-condition of hand-washing, NCA has laid an important foundation for hygiene and sanitation. There is a potential overlap between religious cleansing obligations and hygiene recommended hand-washing sometimes the community considering the former sufficient. The last three years have not seen significant change in comprehensive hand-washing practices. For meaningful prevention of water borne diseases, it is expected that men, women and

children wash with soap/ detergent in four critical moments which include; after visiting latrine, before eating, before cooking and after wiping a baby's bottom. There is slight improvement in washing hands in the four critical moments with or without soap/ detergent. In target areas, hand washing in four critical moments improved from 21% at baseline to 27%. The level of hand washing using detergent and soap were less overall at 19.6% but with sex differentials (Female 23.4%, Male 11.4%). However, considering women qualify for all the critical moments unlike men who rarely attend to children the rate among women is more plausible. Overall, the achievement of 27% is way below the target of 50% expected in 2018.

The observed levels of handwashing are low considering the improvements in water access. The main handicap in the recommended washing of hands is limited access to soap / detergents. Two in every five households had no soap at the time of the assessment. Whereas household availability of soap in Belet- Hawa is almost universal at 97.5%, in Elwak 70% of households had no soap, while over 50% of households in Garbaharey and Garowe had no soap in the household. The willingness of the community to WASH Hands in critical moments is curtailed by the soap limitations. Thus, soap should be integral to promotion of hand washing. Considering that ash was not recognised as a means of handwashing hence not included in the indicator and respective analysis.

Access to Sanitation Facilities and Services

Access to appropriate sanitation facilities and services are important pre-requisites for elimination of open defecation envision in the strategy. NCA has been championing the Community Led Total Sanitation in some of the target which has left some communities sensitized with very minimal trigger or elimination.

Extent of Open Defecation

There appears to be practice of open defecation in the targeted areas based on the opinions of the assessment respondents. The study noted that around two thirds of Dolow, Elwak and Belet- Hawa household reported absence of open defecation in their areas. Households in Garbaharey reported presence of open defecation, noting that some was widespread. Over 60 percent of household each in Dangorayo, Mogadishu, Luuq and Mogadishu reported varied levels of open defecation. The main drivers of open defecation were found to be lack of latrines and long queuing times where latrines are few and shared by many households. None of the sampled villages reported to be free from open defecation which is in concurrence with programmes report indicating 10% achievement. This implies that NCA WASH response is far from eliminating open defecation by addressing the causes.

Table 12: Reported Trends in Open Defecation

Extent of Open Defecation	Belet-Hawa	Dangorayo	Dolow	Elwak	Garaharey	Garowe	Luuq	Mogadishu		
									Total	Percent
No Open defecation	63.6%	35.0%	67.7%	67.6%	13%	36.6%	37.3%	34%	354	44.2%
Significant Defecation	1.0%	1.0%	0.0%	0.0%	6%	10.9%	22.5%	3%	45	5.6%
Some Defecation	35.4%	64.0%	29.2%	32%	61%	44.6%	33.3%	61%	361	45.1%
Widespread	0.0%	0.0%	3.1%	0.0%	20%	7.9%	6.9%	2%	40	5.0%
Total	100%	100%	100%	100%	100%	100%	100%	100%	800	100%

Awareness of Plans to Eliminate Open Defecation

Overall only one third of the community members are aware of any plans to eliminate open defecation. The awareness of such plans is high in Mogadishu IDP settlements and Belet-Hawa. Despite high levels of open defecation reported in Garbaharey, the awareness of any plan of eliminating open defecation is negligible.

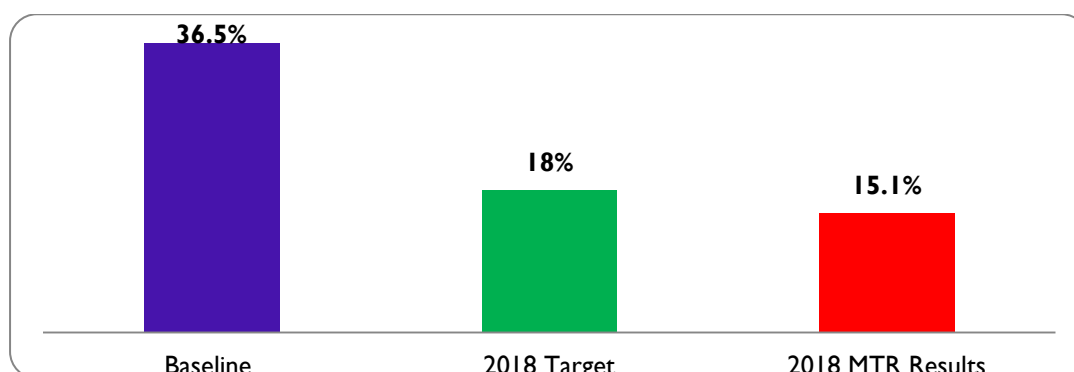
The viability of constructing limited latrines in IDP settlements came into sharp focus. It was found that some of the communities in the targeted IDP camps are originally from communities with no open defecation and consistent users of latrines hence, found it difficult to survive without latrines. This shortage led to their embrace construction of latrines through self -driven initiatives. The limitation to this, however, is that the communities are poor without cash to purchase materials and have no access to materials in kind. On realization that the latrines in the camp were congested, this community agreed to add some more latrines through own contributions managed to construct one. This implies that the community willingness to eliminate open defecation may not translate into result as long as the community lacks the requisite capacity. However, this may be a consideration in the IDP settlement, but host communities may not necessarily experience such struggles. The remaining part of strategy implementation will need to consider support such initiatives in low resource settings.

Trends in Diarrhoeal Diseases

The improvement of health outlined in the theory of change was premised on effective implementation of key interventions for prevention of diarrhoea. The interventions include hand washing at critical moments, appropriate water handling in storage, water treatment and reduction in all other avenues of exposure. To determine the contribution of the totality of this intervention to health outcome, the incidence of diarrhoeal among children under five was assessed within two weeks. This is one of the indicators envisioned to measure the outcome of hygiene and sanitation.

In the Somalia context, the transmission of diarrhoea is influenced by seasonality. This is particularly so in Gedo region where the variations in river regime determine the proportion of water contaminants. In times of drought, the river is largely contaminated with sewage as dirty water is diverted upstream with attendant outbreaks of acute watery diarrhoea. However, the results of baseline and MTR are comparable as both were conducted within the same season. The interventions appear to be bearing fruits with reduction of childhood diarrhoea incidence from 36.5% baseline to 15.1%. This is beyond the targeted reduction to 18%. This implies that so far the strategies employed in prevention of diarrhoea transmission are working and need to be up-scaled in the remaining strategy period. However, a frequent AWD outbreak that may have been overlooked in the households due to methodological structure requires a more robust regulation especially on trucked water sources.

Figure 2: Comparison of Diarrhoea Incidence at Baseline and MTR



Water Treatment and Storage

The water from rivers especially in the Gedo region is contaminated with upstream sewage disposal and other related runoff. During the rains, the contamination reduces due to increased volumes of water but worsens during dry season when water volumes are down. There is varied treatment of water in other regions with a mix of consistent and occasional treatment. One of the values of PPP companies supported by NCA is their consistency in the treatment of water. In both Dolow and Belet- Hawa, water pumped by the companies was found to have been treated at source and tested consistently. The water testing kit provided by NCA was very critical in this endeavour. Other sources of water especially at the community overseen by the WASH Committees are treated on a few occasions and WASH Committee prevails upon communities to boil water which has largely been adhered to. An example is in Gawido- Belet- Hawa where the community took a collective responsibility in hand washing as a measure to stem cholera transmission.

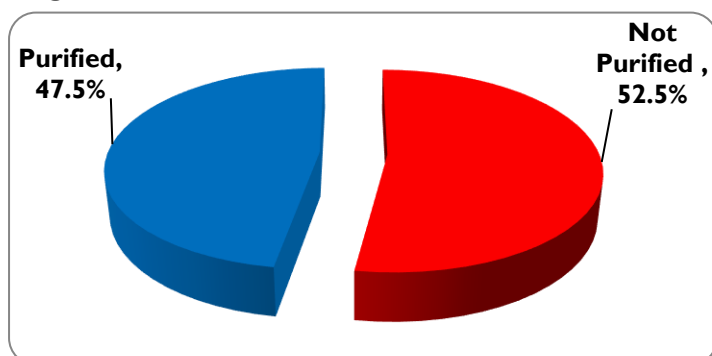
Table 13: Reported Water Treatment at Source

Water Treatment	Belet	Dangoraye	Dolow	Elwak	Garbahare	Garowe	Luuq	Mogadishu	Total	
									Count	Percent
Treated	52.5%	10%	77%	46%	70%	19.8%	25.5%	89%	388	48.5%
Not Treated	39.4%	86%	13.5%	52.9%	30%	73.3%	64.7%	8.0%	370	46.2%
I Don't Know	8.1%	4%	9.4%	1%	0%	6.9%	9.8%	3.0%	42	5.2%
Total	100%	100%	100%	100%	100%	100%	100%	100%	800	100%

Close to half of household reported that they source for water at a treated source. This implies so far NCA and partners have managed to supply water to half of the households. Notably, a significant proportion of households who are not covered by NCA/ partners and water companies largely end up with non- treated water. Considering that the water truckers cover a significant market/ population segment and water treatment whereabouts are not known, some population could be exposed to unsafe water. In fact, in late 2018, the Acute Watery Diarrhoea Outbreak was traced to water truckers. The same trend is observed at household level, where slightly more than half of the households were found to be purifying water in at least one way before drinking. Over half (51.6%) of the households boil water for drinking, 41.3% were found to use chlorine powder, while 5% wait for water/ settle or decant while the rest use other methods. This shows that the approaches employed by NCA are reaching 2/5 of households but the diffusion of hygiene messages

is also playing some part for those who boil water. In the remaining part of the strategy, both source and household treatment of water will need to be scaled up considering the energy demands for boiling. Respondents also indicated that children are prone to drinking contaminated water as they generally pour from storage without necessarily distinguishing the boiled one. Thus, chlorination makes it easier for everyone to drink safe water at any convenience without having to worry about boiling and other forms of contamination. Considering Environmental protection is a cross cutting area, the demand for energy for boiling water especially in the camps may have health benefits but at the detriment of the tree cover, which has watershed implications. Overall, NCA has reached up to 40percent of households with water treatment interventions such as, Aqua tabs, ceramic filters . This promotes households access to safe drinking water.

Figure 3: Water Purification at Household Level



Water testing was recommended for monitoring the quality of water to ensure it's free from microbial pathogens. In a number of occasions, tests have revealed contamination of water with coliforms especially due to seasonal river regimes. Up to 65.4 percent of the committees (15/23) indicated that their water sources were tested within one year of the

assessment. This implies that up to one third of villages are drinking water which is not regularly monitored for contamination and at risk of AWD transmission. Furthermore, water testing is limited to microbial pathogens which leaves heavy metals and other dissolved solvents unattended despite their adverse effects on human health. In Garowe for example, water analysis has been conducted, but the results are not published to inform the public on the water constituent some of which has been associated with adverse health effects. As indicated in the foregoing section, the safety of some of the water sources needed to be ascertained to ensure that it is not a source of health problem thereby contradicting the theory of change which envisions healthy communities. In the next strategy, access and safety of water deserves equal consideration in light of potential contaminated/ unsafe water sources.

Table 14: Modes of Water Storage

Response	Belet-Hawa	Dangorayo	Dolow	EIWak	Garbaharey	Garowe	Luuq	Mogadishu	Total	Percent
Berkard	24.2%	13%	0%	7.8%	2%	1%	1%	0%	49	6.1%
Container with Lid	71.7%	81%	97.9%	90.2%	53%	59.5%	71.6%	98%	622	77.8%
Container Without Lid	1%	2%	0%	2%	32%	11.9%	3.9%	2%	55	6.8%
Other	0%	4%	0%	0%	0%	2%	0%	0%	6	0.8%
No Extra for Storage	3%	0%	2.1%	0.0%	13%	25.7%	23.5%	0%	68	8.5%
Total	100%	100%	100%	100%	100%	100%	100%	100%	800	100%

With exception of a small proportion overall, the rest of the households were found to have been appropriately covered by water storage containers. This reduces water contamination in storage in at household level. Notably, some shortage in water storage containers was found in Garbaharey

and Garowe. Other villages in Luuq and Garowe of up to one quarter had no extra water for storage. The remaining part of the strategy needs to focus on container gaps and water quantity deficits in the two districts.

5.2.4 Outcome 4. Women, men, girls and boys safely access adequate and sustainable sanitation services in their households

Access of Latrine

Around one in every 4 households (25%) in the targeted areas has no access to any form of latrine. Over half of households have access to shared latrines. Open defecation is a major problem in the supported villages in Luuq (38.2% of households) and IDP settlements (27% of households) in Mogadishu. Recognising the gap, NCA and partners have constructed latrines in underserved areas and embraced the CLTS model to increase awareness and participation in addressing sanitation issues.

The latrine access problem is widespread in some of the supported areas. Whereas NCA response to water access gaps has been effective, the sanitation side has not been in tandem. In all three regions accessed, communities are readily willing to use latrines with a few IDP outliers, but access and congestion are notable de-motivators. Due to the shortages, communities and WASH committees have come up with innovative ways of sharing latrines especially in the IDP settlements where queuing is mandatory. *In one of the supported IDP settlements (Marabley) where 400 households share 4 latrines, one latrine is reserved for the elderly and persons with disability, while in the remaining three, the persons with bouts of diarrhoea get a reprieve from queuing on declaration.* Due to these struggles/ queues some people opt for open defecation which the camp leadership has found inevitable and readily accepted. Notably, open defecation cannot be easily observed because the camp leaders purchased public spades kept at strategic places for use in digging shallow trenches which are buried after defecation. With this, open defecation is equally a dignity issue as much as a health concern. The congestion of latrines makes them prone to dirt and which apart from demotivation to use, are potential cores of transmission for diarrhoea vectors.

Table 15: Access to Sanitation Facilities

Response	Belet-Hawa	Dangorayo	Dolow	EiWak	Garbaharey	Garowe	Luuq	Mogadishu		
									Total	Percent
Communal Shared latrines	60.6%	28%	74.0%	51.0%	32%	73.3%	38.2%	66%	422	52.8%
No facility Open Defecation	5.1%	2%	11.5%	2.9%	20%	0.0%	38.2%	26%	106	13.2%
No facility plastic bag/ bucket	4.0%	0%	1.0%	2.0%	0%	0.0%	0.0%	1%	8	1.0%
Personal latrine	30.3%	70%	13.5%	44.1%	48%	26.7%	23.5%	7%	264	33.0%
Total	100%	100%	100%	100%	100%	100%	100%	100%	800	100%

Out of an estimated half of the households who use shared latrines, close to half (47.4%) of households do not conform to the SPHERE recommended standard of max of 8 households per

latrine. The rate is lower in the host community out of which one third (30.4%) of households reported sharing a latrine with more than the 5 SPHERE recommended households.

Progress in CLTS

From the analysis it is clear that all the targeted districts have traces of open defecation thus cannot be declared free. Since data has been drawn from the village level, it is likely that no village may qualify to be declared as ODF. The mid-term target of the planning and implementation of CLTS has not been achieved. However, the communities are sensitized enough and taken a positive view on elimination of open defecation a good pre-requisite for CLTS. Data from 23 WASH committees indicate that 18 of the villages (78.2%) have some form of plan to eliminate open defecation. According to WASH committees up to half of the villages that they oversee were indicated to be CLTS triggered. However, from secondary data so far 10% of all villages (16% of total targeted) are open defecation free so far. However, this awaits further certification from the health ministry for full validation of ODF status. Therefore, the general progress on CLTS falls short of expectation.

Communities Satisfaction with Sanitation Facilities and Services

Four in every five households (79.7%) are satisfied with the access of sanitation services in their location. Garbaharey and Elwak lead in satisfaction levels while Garowe and Luuq are largely dissatisfied. Considering the conditions, however, some of the communities may be satisfied with the situation as they may not consider some of the practices such as open defecation inappropriate. The approval of WASH Services in the supported geographical areas has improved from 30.4% - 80.2%; the 2018 target was 60%. In the remaining part of the strategy NCA will need to determine the interpretation of satisfaction and scale up the interventions appearing to have generated satisfaction.

Table 16: Satisfaction with Sanitation Services

Response	Belet-Hawa	Dangorayo	Dolow	ElWak	Garbaharey	Garowe	Luuq	Mogadishu		
									Total	Percent
Very satisfied	12.8%	1.3%	1.5%	1.6%	0.0%	8.3%	6.1%	11.8%	19	4.5%
Satisfied	82.1%	80.3%	92.3%	89.1%	95.8%	31.2%	42.9%	76.5%	318	75.2%
Dissatisfied	5.1%	17.1%	6.2%	6.2%	4.2%	52.1%	51.0%	8.8%	78	18.4%
Very dissatisfied	0.0%	1.3%	0.0%	3.1%	0.0%	8.3%	0.0%	2.9%	8	1.9%
Total	100%	100%	100%	100%	100%	100%	100%	100%	423	100%

There is a slight variation in the approval of sanitation services with 66.6% of households indicating improvement in services during the strategy period. The same patterns were observed whereby Luuq and Garowe expressed having not witnessed any difference. Based on this, there is general consensus that sanitation services have improved within the strategy period, but technically below the strategy targets and expected standards of compliance.

Table 17: Opinion of WASH Services in the Last Three Years

Response	Belet-Hawa	Dangorayo	Dolow	Elwak	Garbaharey	Garowe	Luuq	Mogadishu	Total	Percent
Better	80.8%	77%	85.0%	70.0%	84.0%	18.8%	49.0%	92%	556	69.5%
No difference	12.1%	13%	4.2%	20.6%	16.0%	50.5%	40.2%	7%	165	20.6%
Worse	6.1%	6%	8.3%	5.9%	0.0%	24.8%	7.8%	0%	59	7.4%
Don't Know	1.0%	4%	2.1%	2.9%	0.0%	5.9%	2.9%	1%	20	2.5%
Total	100%	100%	100%	100%	100%	100%	100%	100%	800	100%

5.2.5 Outcome 5: Men and women access sound, sustainable and at least basic water supply services for domestic and productive purposes

Access to Safe Water

NCA has tremendously contributed to increased water access in the targeted areas. Apart from the usual routine water interventions, the emergency water projects had a lasting life-saving impact in the targeted communities. In some areas in Gedo region, children were losing their lives trying to fetch water in dwindling crocodile infested rivers during the drought. The emergency water access saved many from such encounters. Notably, the adoption of solar pumping technology is contributing to clean energy and enhancing the support of Environment which is an NCA cross-cutting area.

Table 18: Water Sources in Supported Areas

Water Sources	Belet-Hawa	Dangorayo	Dolow	Elwak	Garbaharey	Garowe	Luuq	Mogadishu	Total	
									Count	%
Berkard Supplied from tanker	46.5%	73.7%	51.3%	1.0%	0.0%	7.3%	3.9%	0.0%	176	21.5%
Borehole	1.0%	1.3%	0.9%	0.0%	0.0%	4.8%	7.8%	0.0%	17	2.1%
Bottled Water	0.0%	1.3%	0.0%	0.0%	0.0%	0.8%	0.0%	0.0%	2	0.2%
Piped Dwelling House	20.2%	0.0%	31.6%	36.3%	56.0%	20.2%	19.6%	0.0%	195	23.8%
Protected Shallow Well	0.0%	0.0%	2.6%	41.2%	18.0%	1.6%	2.0%	1.0%	68	8.3%
Public Tap Standpipe water kiosk	28.3%	0.0%	9.4%	9.8%	6.0%	42.7%	25.5%	99.0%	233	28.4%
Rainwater Collection	2.0%	0.0%	0.0%	0.0%	20.0%	7.3%	1.0%	0.0%	32	3.9%
Tanker Truck	1.0%	1.3%	0.0%	2.0%	0.0%	10.5%	2.0%	0.0%	19	2.3%
Unprotected Shallow Well	1.0%	22.4%	3.4%	9.8%	0.0%	4.8%	0.0%	0.0%	38	4.6%
River Surface Water	0.0%	0.0%	0.9%	0.0%	0.0%	0.0%	38.2%	0.0%	40	4.9%

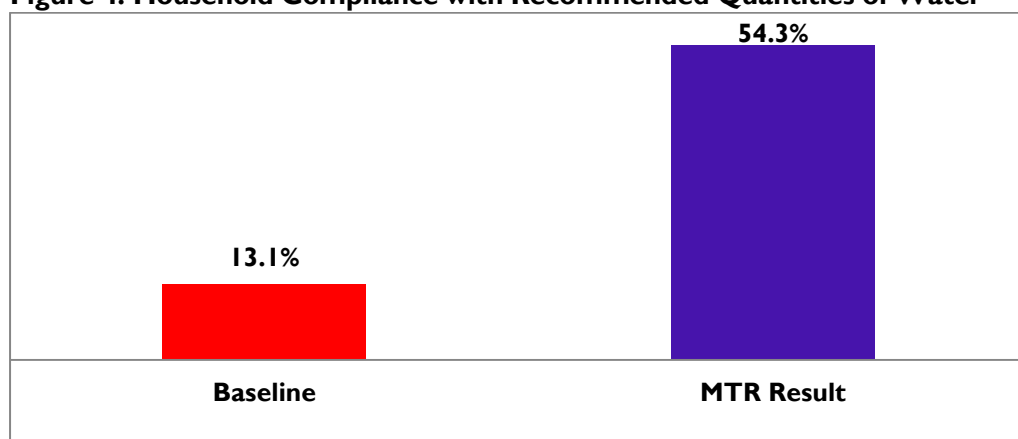
In the NCA and partners supported areas, 90.5 percent of households are now getting water from protected sources. This is an improvement from 83.3% at baseline. There are safety concerns about the water sources in Garowe with reports of salinity and dissolved solutes which potentially make it unfit for human consumption. Poor and vulnerable households who cannot afford purified bottled water are at risk of continuous exposure and have continuously complained to the duty bearers about this. Notably, there is a trade-off between provision of water as a life-saving intervention to a significant proportion with no access to water and purification of water for some population segment which may leave others without water. Nugaal Water Company is mandated to supply water in Garowe town but has not gone to the level of purifying water thus fully safe drinking water is accessed from the private distributors at a cost beyond the reach of poor households, the vast majority. There is increased access to pathogen free water in other locations which has health benefits as far as diarrheal diseases are concerned, but the Garowe case exposes the consumers of water to more debilitating diseases. This is a shared interagency responsibility by the various agencies working in the geographical area.

NCA has won the trust of the various duty bearers and right holders for the track record in increasing access to safe water. In Benadir region when various other international agencies are leasing boreholes for distributing water, NCA with partners sunk boreholes that are handed over to communities to make water available and affordable. In Gedo region, members of the government authorities indicated that NCA is their first contact agency when there is a problem, with unparalleled responsiveness to water needs.

Water Quantities

Each host and IDP household member is entitled to at least 15 liters of water for domestic use as per SPHERE standard / Cluster guidelines. Through various interventions in the support areas, NCA has been bridging the gaps on quantities to ensure that the standard is met. So far 54.3% of households are able to provide 15 liters of water per member for domestic use. This is a significant improvement from baseline where only 13.1% met sphere / SOF standards of 15 litres / person per day. The leaps made in the supply of the recommended water quantities is attributed to intensified access through the telethon campaign, emergency response and other ongoing efforts. The gap in water quantities is related to surging populations due to increase in the number of returnees. However, the dependence on river source in some districts in Gedo region leaves households with lesser quantities of water as the water level goes down. Given the population dynamics, water harvesting from rain runoffs and water storage options really need to be explored to ensure sustained supply even during period of drought or seasonal reductions in available water from the rivers and shallow wells.

Figure 4: Household Compliance with Recommended Quantities of Water



Water Collection Time and Distance

The strategy envisioned to reduce water collection time to cover distance to and from and queuing time to 30 minutes. Three fifth of households in the targeted areas are within the SPHERE recommended time and distance of water fetching. The communities supported IDP camps in Mogadishu, targeted villages in Belet- Hawa and Elwak are taking shortest time to fetch water. In Dangorayo, Luuq and Garbaharey, majority of households are outside the recommended time of fetching water within 30 minutes.

Table 19: Time Taken to Fetch Water from Source and Back Including Queuing

Time	Belet- Hawa	Dangoraye	Dolow	El-Wak	Garbaharey	Garowe	Luuq	Mogadishu	Total	
									Count	Percent
More-than-6-hours	0.0%	2.0%	0.0%	0.0%	0.0%	0.0%	1.0%	0.0%	3	0.4%
3-6-hours	1.0%	4.0%	5.2%	0.0%	0.0%	0.0%	5.9%	0.0%	16	2.0%
2-3-hours	1.0%	18.0%	17.7%	3.9%	29.0%	15.8%	29.4%	4.0%	119	14.9%
30-60-minutes-	9.1%	31.0%	24.0%	5.9%	29.0%	25.7%	26.5%	19.0%	170	21.2%
5-30-min	40.4%	38.0%	42.7%	30.4%	12.0%	35.6%	14.7%	44.0%	257	32.1%
Less-than-5- minutes-	48.5%	7.0%	10.4%	59.8%	30.0%	22.8%	22.5%	33.0%	235	29.4%
Total	100%	100 %	100%	100%	100%	100%	100%	100%	800	100.0%

Water Costs

An estimated a quarter of households access free water in the NCA supported areas. In Luuq and Dangorayo, half of the households were found to be receiving water for free. The free water is largely a result of NCA's support in water system development in the rural villages proximal to the Jubba and Dawa river systems. The prices of water ranges from free to USD 0.1 for a three 20 litre Jerri cans to 1.3 USD per barrel. Compared to areas not served by NCA for example in South Bardere where a 20 litre Jerri-can goes for 0.5 USD during the dry season. Results show that the interventions are increasing access to affordable water especially in the IDP Camp and rural communities. Water is cheaper in areas covered by the water companies although the segments of the towns that are not covered by water pipeline are largely exploited by the truckers hence pay more. It is clear that areas covered by NCA interventions spend less on water though the coverage needs to be expanded. The savings on water are used for various other livelihoods needs including hygiene and sanitation materials, school fees, and livelihoods.

5.2.6 Outcome 6: Women, men, boys and girls accessed inclusive, adequate and sustainable WASH services in public institutions

Generally, institutions including schools, health centres and hospitals within the proximity of urban centres have been connected to the water sources. Institutional water challenges are largely experienced in rural outreach areas far off the available water systems. Some schools have no water access at all; thus, pupils are obliged to carry water for drinking and washing from homes. Through emergency response programmes, NCA connected some of these rural outreach schools to water sources. Access to water increased drought resilience in the schools but also prevented children from harm in crocodile infested rivers where some had lost lives prior to the intervention.

WASH in Schools

Pupils aged between 10-17 years were randomly selected in NCA supported areas to assess their views about WASH situation / progress in the schools. Result show that NCA has supported majority of the schools with water and sanitation infrastructure including; separate latrines for boys and girls and hand washing facilities. About three quarters of the pupils (76.6%) were of the opinion that the school had sufficient water for their use. However, water shortages in some of the schools are so severe that pupils have to carry water up to 3 litres to the schools. This is a difficult obligation as the households in the same school catchment could be in dire need of water as well. Pupils in Dolow, Belet- Hawa and Garbaharey reported water sufficiency with a lesser proportion reporting the same in (Mogadishu 52% and Luuq 61.2%).

Table 20: Reported Sufficiency of Water in Schools

Response	Belet-Hawa	Dangorayo	Dolow	EiWak	Garbaharey	Garowe	Luuq	Mogadishu		
									Total	Percent
Sufficient	94.9%	76.3%	95.4%	62.5%	89.6%	75%	61.2%	52.9%	324	76.6%
Insufficient	5.1%	23.7%	4.6%	37.5%	10.4%	25%	38.8%	47.1%	99	23.4%
Total	100%	100%	100%	100%	100%	100%	100%	100%	423	100%

Compared to water access, pupils have lower opinion of the sanitation facilities in the schools. For instance, three out of five (60.5%) pupils reported that the hand washing facilities in the schools are insufficient. Some schools such as Odaa and Gawido and especially those close to towns and villages who received other NCA support were found to have the recommended WASH facilities in the school.

Accessibility of WASH Facilities by Persons with Disabilities

Persons with disabilities were found to be represented in 18/23 (78.2%) of the WASH committees assessed. With exception of the target areas in Dangoraye and Garbaharey, all other water points in other districts overseen by WASH committees were found to be accessible to persons with disability. The main limitation of WASH facilities, especially water sources is not the physical attributes but largely the distance that the physically impaired may find difficult to access. The expected mainstreaming of PWD in sanitation facilities has been done on a low scale. During the strategy period, 3 latrines were adapted to PWDs, a good start to upscale in the design of future sanitation infrastructure in the remaining part of the current and in the future strategy.

Conclusion

From the findings, the MTR makes brief conclusion on the progress of the various WASH outcomes.

Outcome I: Communities Demonstrate Ownership for Community WASH Services

There is significant improvement of ownership of WASH services compared to baseline. Communities have built confidence in the work of local leaders and WASH committees who take charge of WASH services in the eyes of the community. There is more responsiveness to water infrastructure breakages with some level of community involvement, but technical capacity for

technical repairs is not in place. Overall three quarters of community members are satisfied with the level of participation in WASH decisions. Communities are represented in PPPs, but the companies have largely corporate dispositions, thus communities connect more with WASH committees. However, from general perspectives, the PPP model enhanced community ownership through representation in a wider space on which engagement in water affairs can be leveraged

Outcome2: Duty bearers integrated men and women's recommendations into their plans

Steps have been made to build capacity of government and duty bearers to oversee WASH services and key decisions which has improved their responsiveness. Right holders have not been proactive in pushing for integration of their priorities in planning but engaged government in WASH conflicts and other grievances. Capacity building of government authorities and the duty bearers has improved responsiveness to WASH needs. With a more informed right holders resulting from sensitization on their rights, there is a better grounding to lobby for integration of WASH priorities in planning. WASH recommendations are included in the National Development Plan and State development plans, but the local level cascade is lacking in line with nascent government structures.

Outcome 3: Women, men, girls and boys practiced hygiene measures that protect against key public health risks

By increasing access to water, NCA and partners provided a critical input to handwashing. There is an improvement in handwashing in four critical moments but far from envisioned targets. Even though hand-washing levels are high, the non- use of soap reduces levels of compliance. There are fewer cases of diarrhoea incidence among children with 50% reduction compared to baseline which implies that the hygiene measures employed are working seasonality effects not with-standing. Water treatment at both source and households averages half which can potentially reverse the gains made in reducing diarrhoeal morbidity.

Outcome 4: Women, men, girls and boys safely access adequate and sustainable sanitation services in their households

The MTR found one quarter of households still have no access to any form of latrine which is significant open defecation. NCA still lag behind in transforming villages to open defecation free. There are few villages attaining the status and others where respondents are aware of the trigger process. Communities have demonstrated willingness to stop open defecation with some looking for innovative solutions for cover up. Despite these gaps, communities report improvements in sanitation and even high levels of satisfaction with the facilities. This means that even as access to sanitation is below expectation, the last three years have realized comparatively significant improvements. The lack of sanitation policy is a major draw -back to elimination of open defecation and an important hinge on which CLTS can be more effectively implemented.

Outcome 5: Men and women access sound, sustainable and at least basic water supply services for domestic and productive purposes

NCA and partners continued with good track record in increasing access to safe water. From a baseline of 83.3%, access to safe water increased to 90.5%. The quantity gap was bridged with SPHERE/ cluster compliance rising from 13.1% to 54.3%, but there is still a deficit. Apart from few locations, water is affordable to the vast majority and supported by local welfare systems in committees that provide water to the vulnerable. There concerns about the safety of saline water in Puntland and an important aspect of health suggested for consideration in the next strategy.

Approaches used such as establishing water systems instead of leasing and used of solar technology were found to be sustainable solutions to water access in the community. In the next strategy, NCA may focus on universal access to safe water in case the geographical locations remain the same.

Recommendations

- Subsidize water through PPP structures
- Explore and implement water purification modalities through PPP structures
- Reassess safety of water from analysis to testing- River Water for heavy metals and upstream sewage disposal- turbidity. Consider water purification in areas where water is found to be risky such as the Garowe case. Quality needs to be considered in water access efforts in targeted geographical areas
- Promote treatment of water at source
- WASH committees customized for the purpose of sustainability. Longer trainings with technical aspects such as plumbing, and water pumping systems maintenance is recommended for select members of the committee. This will give rise to community-based technicians
- Better management of revenue generated from water user fees for maintenance, expansion and other aspects of sustainability.
- Work with government and communities to institute mechanisms to improve accountability in PPPs and WASH committees
- Restructure the PPPs to include government in their management committees and come up with master plans for improvement of water access to underserved communities and poor segments in the society
- Come up with strategies of improving accessible water quantities to half who cannot access 15 litres per person per day
- Support the development of water policies in other areas such as the Puntland water Act
- Need for more water points in the supported areas of Luuq so as to reduce water collection distance and time

Sanitation and Hygiene

- Development innovative high impact strategies for behaviour change
- Bring key community stakeholders and government representatives on board in the design and implementation of behaviour change interventions
- Intensify sensitization for promotion of hand washing through school and in public forums
- Train communities to make detergents for handwashing
- Supplement community effort in the establishment of more latrines especially in the IDP settlements
- Reassess the feasibility of CLTS in rural areas where communities are poor by particularly providing materials for construction of latrines
- Focus on improving WASH facilities in schools especially rural underserved school
- Work with the government structures and other interest groups to lobby for the formulation of sanitation policies in the targeted areas
- Promote appropriate garbage disposal at household level and support collective urban waste disposal initiatives

Gender Based Violence

5.3 Gender Based Violence in Emergencies

The interventions under Gender Based Violence were implemented in the spirit of the theory of change which envisioned safer communities as an important link to other spheres of development. The concern for the strategy was the vulnerabilities that women and girls faced with predisposing dominant cultural norms and religious misconceptions. The situation found fertile grounds in the protracted conflict and resultant absence of legal safeguards. Cognizant of this, strategic objectives were tailored around addressing cultural dominant norms through proven change agents, supporting effective policies and laws for GBV deterrence. The extension of interventions included improving the well-being of survivors through holistic psychological, medical and legal services and economic support. Since 2016, the strategy has been guided by four outcomes linked to the gaps and tailored to new outputs and continuity of some of the pre-existing interventions. The MTR thus focused on the extent to which the various results have been achieved by outcomes and the implications of the same going forward.

5.3.1 Outcome 1: Dominant social norms protected girls and women from GBV

Through this outcome, the strategy uses the proven change agents to directly transform the cultural linked masculinities and religious underpinning/ misconceptions on which GBV thrives. The MTR found varied results and important programming lessons for the remaining phase and which can be taken to the next strategy.

Faith Based and Community Actors promotion of Zero Tolerance

Faith Based Actors and Community actors were envisioned as important agents to break the cultural barriers misconceptions which justify the continued violations of women and girls. The theory of change recognizes that faith-based actors (FBAs) and community actors are the custodians of dominant cultural norms the main drivers of GBV, thus no progress can be made in advancing zero tolerance unless they are at the centre.

Selection and engagement of FBAs and community actors: FBAs and community leaders were enlisted in the interventions intended to push for zero tolerance. Due to the important place that religion and culture occupies in the set-up, advocating for zero tolerance called for the intervention of influential religious and cultural leaders. With this understanding, it was expected that the implementing partner would select and engage leaders with clout to help the community break from dominant cultural norms and religious misconceptions on which GBV thrives. In contrast however, the MTR found that the selection resulted with low profile religious leaders whose influence is largely confined to their congregations without possibilities of up scaling to district or regional advocacy. Discussions with FBAs revealed that they felt inadequate to push for high level advocacy based on the hierarchy in religious matters. Considering this and other views, it is clear that the bottom – up approach employed in the target area is unlikely to generate a regional wide influence on zero tolerance. The top-bottom cascade from the seniors FBAs and leaders in a movement kind fashion has more likelihood of buy in, for reversal of dominant norms and overall GBV reduction. The next phase needs to strategically leverage on the influential FBA and community leaders to give the intervention the needed impetus for zero tolerance.

Consistent Sensitization and awareness creation: Despite limitations in driving high level advocacy against negative dominant social norms, the FBAs were very instrumental in awareness creation in their sermons. Unlike the men acting as role models who largely focused on domestic violence, the FBAs employed comprehensive approach and spoke against all forms of GBV. Religious leaders were found to have been consistent with message against GBV and known by the members of the community for speaking against GBV. The review revealed that women are more familiar with the work of FBAs, followed by community leaders, with male role models coming last.

The FBAs and community actors were known for their advocacy work in the fight against GBV. In Garowe for instance, the community actors and FBAs were reportedly known by up to 62% of women for their advocacy work. In Mogadishu, 46% of women reported awareness of their work, which is indicative of the group making some headway in the GBV awareness and advocacy. However, there is some proportion that is yet to be reached by these actors with key messages and actions that needs to be progressively pursued in the next phase. Compared to the male role models, the FBA and community actors' engagement in GBV awareness and advocacy is more visible.

Table 21: Reported Advocates against GBV

Advocates of against GBV	Garowe		Mogadishu	
	Count	Percent	Count	Percent
Male Role Models	1	1.0%	4	4.0%
Faith Based Actors	32	32.0%	25	25.0%
Clan Leaders	4	4.0%	5	5.0%
Community Leader	25	25.0%	16	16.0%
None	38	38%	50	50%
Total	100	100%	100	100%

Disparities in advocacy efforts between FBAs and Community Actors: Notably, there was FBA dominance over community actors in advocacy against GBV. Whereas the FBAs consistently spoke against GBV in mosques, the community leaders featured largely in conflict resolution and open forums whenever called to do so. Apart from this, the community leaders did not take other specific actions in promoting zero tolerance. There were no interventions customized for community leaders to ensure action on GBV for zero tolerance.

Absence of high-profile engagement: The absence of high-profile FBAs and leaders in pushing for reversal of dominant social norms has raised concerns. From the implementation onset, the partner may have struggled to bring on board senior FBA and other leaders on their own without NCA'S profile. The implementing partner and FBAs indicate that majority of the prominent FBA and community leaders identify with international organizations than local organizations thus NCA needed to be integral to this process and not leave it entirely to the implementing partner.

Engagement of FBAs and Community leaders in resolution of GBV cases: It is evident that FBAs and community leaders were engaged in extra-judicial resolution of GBV cases including rape cases which had a lot of clan interference. In some cases the police have been found to re-direct some GBV case back to the community/ FBAs court due to the trust put on Maslah (local compensation mechanisms). The handling of the cases was limited to the FBAs and CAs understanding of sharia and customary laws often influenced by clan interests. It is evident that religious leaders and community leaders are not acquainted with code of conduct in the handling of GBV cases which are criminal in nature. The perpetrator and respective clan take advantage of

loopholes and award survivors of rape and other atrocities compensation for criminal cases instead of severe deterrent jail sentences. The engagement of the FBAs and community actors in handling of the GBV cases was not an intended outcome, thus there is a concern that the group is providing a platform for conflict resolution at the expense of GBV advocacy.

Community and faith actors' capacity built to develop practices reflecting social norms on GBV

The envisioned capacity building of community and faith actors was achieved through training and follow-up support. Before deployment, the FBA and CA were properly oriented to the interventions as envisioned. Discussion with the group revealed that FBA and Community actors understood their role of reversing dominant social and cultural dominant norms that hinder the progression to zero tolerance. After training FBAs (Sheikhs and Koranic teachers) have been consistently preaching against GBV in around 15 mosques in the targeted IDP camps in Mogadishu.

The training was expected to equip the FBAs and community leaders with knowledge on the centrality of dominant social norms as a GBV driver. The analysis shows the FBAs and community leaders are still holding misconceptions on some cultural practices such as FGM and EFCM and sometime taking mixed stands on either. Similarly, criminal acts such as rape appear to be equated with cultural related compensations which are indicative of non –transformed change agents. FBAs and community leaders did not demonstrate sufficient capacity to create awareness were not found to navigate through the intricacies of dominant social norms that they are part of. The minds and hearts of the FBAs and community actors appeared not to have been fully emancipated from cultural and religious positions but were responsive to project ideals which should be continuously nurtured.

Actions taken on GBV: In summary, the FBAs and community actors took important critical actions in the GBV response. The actions include public opposition to GBV, taking punitive actions against GBV perpetrators and sometimes reporting cases to the police. In Mogadishu for example, community actors sat in many forums where cases of domestic violence and sexual violence cases were resolved. Community actors were also instrumental in sensitizing communities on GBV and reporting cases to the police.

Male Role Models and Transformative Masculinities against GBV

The strategy recognised the fundamental role that male change agents are required to play in transforming their counterpart's cultural stereotype and all forms of violence against women. The new strategy was envisioned to bring men at the centre of dominant cultural norms as the best custodian to transform them and break the cycles of violence against women and girls. A paltry 4% of women interviewed in the intervention recognized male role models as advocates against GBV. This shows that there is a starting point to engage male role models in the GBV from which a build-up can be made.

The engagement of the male role models was envisioned to be a structured process in which men demonstrating transformative masculinities with positive deviance would be selected. As anticipated, men were brought on board and trained for this purpose. However, the selection of the male role models was not conducted within criteria to filter and pick appropriate men demonstrating transformative masculinities and with right standing in the community. The men reached in the MTR and acting as role models were largely assembled from some community groups and not necessarily mirroring any transformative or positive deviance behaviours those other men would emulate.

Notably, the discussions with men acting as change agents did not pinpoint any predominant attribute or the basis on which they were enlisted in the programme. The selection shows that the partner did not fully internalize the theory of change, the pathway cascade and the approach and needed technical support in this initiative. This implies that the enlisted group may not guarantee transformative change on the basis of character or reputation but can be oriented to the cause through other strategies.

Bias on Intimate Partner Violence: Intimate partner violence is the pre-dominant form of violation against women in the targeted areas in Garowe and IDP camps in Mogadishu. The engagement of the male role models was largely influenced by the incidence of domestic violence primarily with a conflict resolution mind-set. The contribution of the male role models in resolving domestic violence cases has been substantial. These interventions mitigated escalation of violence with deterrence of adverse consequences such as injuries emanating from continuous exposure. The same group was able to rescue women from violent unions where women were forced to pay back the bride price which they couldn't afford, thus facing continuous violations. This group also provide a woman with a platform to make complains with significant redress but also for their psychological satisfaction and protection well-being. Due to the reportedly increased cases of domestic violence and the inclination to this kind of violence, the focus of the men was largely confined to this area. It is not clear why the men were detached from other forms of violence against women such as; rape which they were originally intended to address.

Sensitization and awareness: Despite the composition and targeting short comings, the men selected as male role model were instrumental in various discussion and public forums where key messages against GBV were delivered. With the regularity of the forum and public messages against GBV, their participation underscored the messages, but confirmed that men were taking critical steps in addressing GBV. Apart from this, the general creation of awareness was intensified through their participation in the open forums.

Peer and Counterpart Transformation: At the core of engagement of the male role models was the ability to use masculinities to influence / transform their counterparts to stop violence against women and girls. Discussion with male role models indicates that men made some effort to engage their counterparts to stop violence especially domestic violence through their social set-ups. There was no structured engagement of male counterparts informed by a standard and proven process to minimize the impact of dominant cultural norms that embolden men to orchestrate violence against women. Most of the times the men sat back to only avail to be called for resolution of domestic violence cases whenever they occurred. For transformative impact, a structured and proven mechanism of transforming male counterparts through positive masculinities is proposed.

Advancement of biased customary law in resolution of GBV cases: The selected men continued to resolve GBV cases within the pre-engagement understanding which has some aspects of cultural bias towards women. The community courts where the men sat are largely pro-culture sometimes downplaying serious cases such as rape with material compensation as a clan safeguard. Secondly, in most circumstances, justice is tilted in favour of men where criminal cases are involved. In the absence of strong judicial mechanisms and almost universal trust in this approach, the perpetrators of rape and other related crimes found a safe haven in these community outfits. There are concerns that men groups engaged in resolution of GBV is potentially turning to a Kangaroo court and shielding the perpetrators of criminal acts such as rape under guise of culture. In the

remaining phase and the next strategy, male role models need to be restricted to the key outcome of advancing transformative masculinities and not spread on to other contradicting interventions.

Limited Visibility of the male role models: The men acting as role models reportedly participated in the various forums but their role was not communicated to the communities. As such, less than 5% of women were aware of the male role models and their messages. This implies male role models were not properly introduced to the communities as a transformative group. The opportunity to build a community level movement around male role models has not been utilized. The limited visibility of this group as champions against GBV deprived the intervention of the need impetus to position the community for zero tolerance. In nutshell, presence of men acting as role models was not felt in the target IDP communities as expected. In the next phase and next strategy, male role models need to be distinct and seen to be championing for zero tolerance from their own examples.

Conclusion of the approach

The main finding overall is that male role models that were selected created awareness and found some local solutions to domestic violence but were not fully mainstreamed into positive masculinities transformation intervention, envisioned in the theory of change. There is need to redesign the male role modelling intervention to bring on board the real role models for comparative advantages of positive deviance to replace opinion shapers currently engaged as role models.

5.3.2 Outcome 3: Laws, policies and budgets to end GBV improved and implemented

The theory of change was cognizant of the input of law and policies for strengthening of prosecution and judicial processes for punishment of GBV perpetrators for GBV deterrence. There was also need for the budgetary prioritization to facilitate response to GBV. The enactment of laws and policies is a collective responsibility in which NCA and partners were envisioned to contribute, but the budgetary increment was for pushing for resources for enforcement of GBV laws and overall support to the GBV interventions. The review assessed the progress made on the outcome from these stand points.

Enactment of laws and Policy Formulation and Implementation

The enactment of laws and policy formulation and implementation is varied by regions. *In Puntland, the Sexual Offence Law to end GBV has been enacted and applied to successfully prosecute a case of rape with the first landmark ruling landing a jail sentence to the perpetrator.* This is a good opportunity for building a precedence and momentum for GBV prevention and deterrence. The enforcement of law in Puntland is hampered by the limited forensic capacity, investigation limitations and context level interference.

At the Federal level, there is comparatively slower progress in enactment of laws and policies. The main reason is the absence of high-level advocacy to generate the required level of political will to bring about the needed legislation on laws and policies. There are also mixed opinion of GBV laws with community leaders and FBAs full commitment hampered by misconceptions with some faith based actors indicating that law making is a preserve of God. This segment is of the opinion that there is a solution to all issues in sharia law including GBV thus not pressing problem to them. The

MTR found no link between FBAs and community actors to any legislative advocacy efforts. This implies the need to progressively sensitize top FBA leadership on the place and value of appropriate laws on GBV response.

Public Statements to advocate for the implementation of Laws and policies: About 48 percent (almost half) of the women in Puntland are not aware of the GBV law. This implies weakness in the dissemination and implementation of the law despite having in place Ministry of Women Development and Family Affairs (MOWDAFA), the public statements for the implementation of laws and policies envisioned from FBAs were not made. FBAs found it inappropriate to make declarations for GBV which they consider criminal. The FBAs enlisted in the programme were of the opinion that public statements were deservedly for practices such as FGM which had a collective cultural stance and not choice driven criminal acts such as GBV. Secondly, the project enlisted FBAs indicated that making public statements was more befitting to their seniors going by their high level in religious hierarchy and with public influence. The same sentiment were shared by the implementing partner (SSWC) who felt NCA role was essential for attracting high profile FBAs and leaders with sufficient influence and following to rally communities and duty bearers and law makers for legislation and implementation of laws. In absence of NCA closer participation, the partner clout / standing appeared insufficient to attract key change agents with capacity to deliver advocacy to the level of influencing implementation of laws and policies.

Unlike, Puntland where the Sexual Offence sexual Law is relatively new, the draft sexual offences bill under the Federal Government has not been operationalized thus implementation of advocacy efforts had no proper basis. In each supported areas, however, Senior FBAs from other zones such as Hargeisa were found to advocate for the implementation of the laws and publicly call for the GBV abandonment through the mass media.

Partners and Civil Society Organizations Supported to Influence Governments to adopt effective GBV Policies, Laws and Budgets

The prosecution of the perpetrators of GBV cases such as a rape is frustrated by the dominance and acceptance of customary law such that even the police were found to refer back the cases for resolution in the community outfits comprising of religious and clan leaders. The centrality of the clan in resolving GBV cases with blood compensation (Maslah) to cover perpetrators and protect the image of the clan continues and remains an affront to justice for GBV survivors and victims. The same promotes GBV by emboldening the perpetrators who in most circumstances get safe escape conduits and linked to other clan networks outside the clan area. The conflict resolution mechanism thus could be escalating the practice especially in the absence of fitting retribution sentences. The adoption of effective GBV laws is thus critical in the fight against violations.

NCA worked with local partners in the overall implementation of the GBV programme including pushing for effective policies, laws and budgets. In Banadir, NCA worked with SSWC while in Puntland KAALO and NCA directly implemented the advocacy component of the GBV programme. There was no evidence of bringing of other CSOs or pressure groups on board. The level of change agents engaged in the programme is unlikely to sufficiently influence the government. One of the episodes where partners influenced the government is the petitioning of Ministry of religion by SSWC. The ministry signed off the gender bill for enactment after it was prevailed upon CSOs agencies under leadership of SSWC for interest of women.

5.3.3 Outcome 4: Women and girl GBV survivors safely accessed adequate and appropriate support services

The strategy envisioned that survivors of torture receive holistic services which include; protection, medical, psycho-social and legal aid services. From 2016, NCA has been working with SSWC in Mogadishu IDP camps and Muslim Aid (Matokaal) in Garowe to coordinate service provision. NCA has also been implementing GBV interventions directly in Puntland.

In Mogadishu SSWC (Hawatako) is the entry point first contact of GBV survivors from which other services are provided directly or referred to SOS Banadir Hospital and IRC Centre. Notably, SSWC works with CRS implementing a related programme using the same referral mechanism. In this set-up, there were concerns that NCA investment for service provision for the supported survivors was comparative lower. There is no discrimination of clients referred through the various organization pathways, but the variable support to the centre by NCA and CRS may result to differentiation and labelling of clients by source of support.

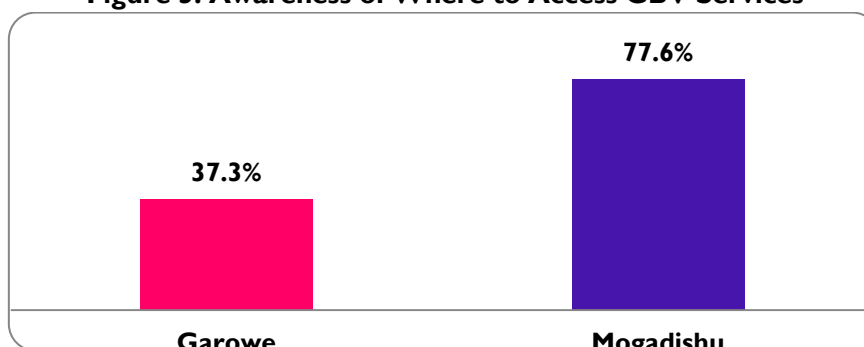
Multi-sectoral appropriate and adequate response services for GBV survivors

To gauge the prevalence of GBV, women respondents in target areas were asked whether they know someone who had experienced some form of GBV. In Mogadishu, up to two thirds of women reported to have experienced some violence at some point in their lives. The rate was lower in Garowe with 24 percent reporting having experienced some form of violence. The reported incidence is further confirmed by other respondents who indicated that they knew someone who had experienced GBV at some time in their lives. The IDP camps in Mogadishu therefore have comparatively higher incidence of GBV compared to Garowe. This calls for continuity with consistent support in the remaining phase of the strategy.

Awareness of GBV Services

The awareness of the availability of services was considered a pre-requisite for their utilization. The strategy envisioned utilization of services to be preceded by awareness creation. This is considering the discreet nature of GBV services sometimes demanded by the confidentiality requirements. A bigger proportion of women in Mogadishu (77.6%) were aware of the place to seek GBV services compared to Garowe 37.3%. The variation could relate to the distance and referral mechanisms. Whereas, the main one stop Centre for holistic services, Matokaal is located far from the IDP settlements, Mogadishu has Hawatako centre and other referral centres which are known in the community. It appears the field monitors have not reached almost two thirds of women in the targeted IDP settlement with information on the services in Garowe. One quarter is also facing the same in Mogadishu, implying the need to sensitise the targeted communities with information on the source and pathways to GBV services. With the observed levels of awareness in IDP settlements which were the focus areas of the interventions, even lower awareness levels and access rates are expected in the host communities.

Figure 5: Awareness of Where to Access GBV Services



Access to GBV Services

There are two mechanisms to access services. Through field monitors, GBV survivors are linked to the service centres. Secondly, some survivors come as walk-in in outpatient and are identified during the out-patient triages and then discreetly enrolled in case management.

In Mogadishu, there was more service provision responsiveness with up to 77 percent of the GBV survivors reportedly receiving the various services. In Garowe close to half (48.4%) also received the GBV services. The variation is associated with service seeking behaviour and some inconsistencies in GBV service provision in Garowe. The inconsistencies as indicated in the foregoing sections were occasioned by periodic funding gaps from NCA.

Table 22: Status of GBV and Service Provision in the Targeted Areas

Variable	Garowe		Mogadishu	
	Count	Percent	Count	Percent
Experienced any form of GBV				
Another Person	40	40.0%	22	22.0%
Self- Respondent	24	24.0%	68	68.0%
No	36	36.0%	10	10.0%
Services Received				
Received Services	31	48.4%	77	85.6%
Did not Receive GBV Services	33	51.6%	13	14.4%

NCA supported sites varies in the community access to GBV services. There is progress to almost universal access in Banadir region partly because in the three years under review, NCA in partnership with SSWC has contributed to holistic service delivery. The supported referral mechanism to SOS and Banadir hospital has also contributed to increased access. Access to GBV services in the supported sites in Garowe was lower due to the fact that there is no facility providing services in the IDP settlements thus GBV survivors have to be linked to the supported facility Matokaal service centre in Garowe Hospital. Notably, there is also an increase in IDP camps from 4 - 5 in the targeted areas in Garowe expanding catchment population of the GBV services. Over the period, access to services was increased with addition of Matokaal centre in Bossaso.

‘When we provide services, they pronounce Dua to bless us’

NCA support to Matokaal holistic service centre has also been inconsistent, resulting to outages of services due prolonged funding cuts for the centre. The lack of continuity in the support provided by NCA had a negative effect in access and overall seeking of GBV services. However, the centre has been responsive to GBV survivors as one stop centre for holistic services including; medical, psychological, and legal and protection services. The centre was instrumental in documentation of evidence for a rape including one successfully prosecuted with positive judgement in 2016. The referral system was found to be working with field monitors in Jilab camp reporting cases of GBV and times accompany them to the Matokaal centre. However, the effectiveness of the system was found to be biased in favour of IDP survivors who get response within 24 hours compared to host communities who are seen 72 hours and more after the incident. This is however within the recommended response time, but shorter response timelines are suggested to minimize potential exposures to sexually transmitted infections, pregnancies and complications of injuries.

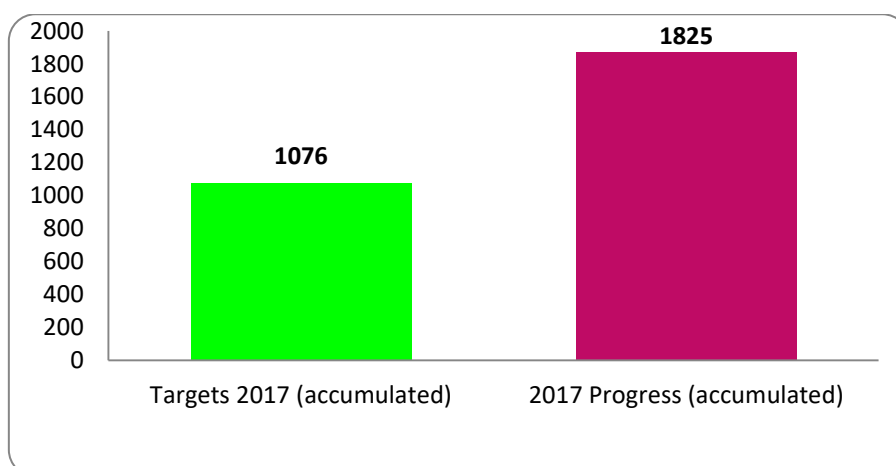
In the three centres, survivors received a range of medical, psychological, documentation and protective services such as post exposure service and emergency contraceptives. The demand for services was said to be higher with reporting and sensitization with physical assault more frequent with significant number of rape cases. Quality services following standard protocols, keen observations of expiry dates of drugs and follow up after 14 days were picked as good practices. Apart from the services provided through the NCA supported facilities, the platform is an avenue through which other agencies are able to provide support to the survivors. The review also found that some survivors passing through the system had opportunities for other support which included livelihoods and economic empowerment opportunities.

The effectiveness of service delivery was hampered by individual and health system factors. For instance, majority of the survivor's object blood tests afraid to have contracted STIs on the acts of sexual violence. Similarly, clients whose cases require referral to the next level do not honour referrals for fear of revelation of their identities at the referral side. In Mogadishu, sometimes, it becomes difficult to rescue or come to aid of GBV survivors due to limitations of security roadblocks which lock out rescue teams for three days which ends up exposing victim of rape and sexual assault to transmission of STIs. There are concerns that some camp leaders propagate fake attacks so as to receive protective materials which may then be diverted or sold. Programmatically, it is important to also note that the funding gaps leading to outages of services in Garowe centre which has implications on utilization of services and could potentially cause harm to right holders who experience GBV.

The mechanism of service delivery by SSWC shared by NCA and CRS is not clear. There was a perception from referral centre that NCA patients are not well supported compared to CRS in terms of funding facilitation. There are concerns of duplication and disjointed service delivery by agencies instead of a single approach to service delivery. Due to limitations in accessing survivor's data, it is not possible which survivors are funded by which agency and how potential duplication is averted. Equally too, the implementing agencies may consider coordinating their support rather than let the partner make vital strategic decisions as an implementer.

The review also shows that GBV exposes survivors to various vulnerabilities because of trauma, stigma and discrimination at times. With this, some survivors are unable to revert to their previous livelihoods thus may lack necessities such as, food. Poverty and displacement pervades the target areas and remains a significant cause of exposure and GBV, but also the impact of violence is among the poor whose source of livelihoods is disrupted and are also unlikely to get justice.

Figure 6: Number Receiving GBV Services by 2017 Compared to Targets



Overall, the target for case management was surpassed by four times with more people receiving various services. This implies that more survivors are sensitized on the availability and importance of services and the incidences of GBV are still significant. Since the data is kept confidential it is important to assess data quality to distinguish between cases and individuals considering that one individual can access services in two occasions within the same year.

Safety and Confidentiality

The delivery of services was done with highest level of confidentiality. The physical space and room for consultations had needed privacy, while records were kept confidential with a caveat to be only revealed on consent. There is a mix of walk-ins and referrals, this implies that the survivors felt safe and were confident with the services provided in the centres. Clients were also found to have returned for appointment and follow up as they had built trust in the service centres. However, there is no feedback mechanism through which the quality of services could be fully ascertained.

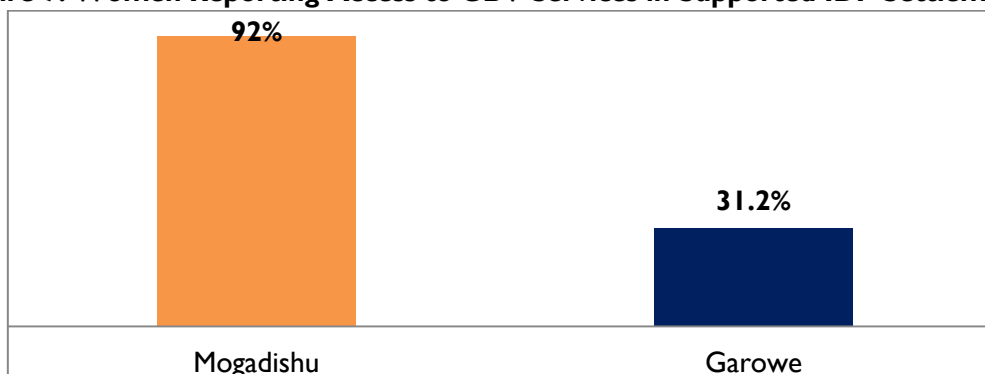
In Mogadishu all the safety and confidentiality protocols were observed. The safety of clients was augmented by the delivery of services where the survivors had limited exposure to the public. Some innovative approaches such as covert approaches were used to follow up among women reporting domestic violence to ensure further harm is not inflicted after exposing the perpetrator by reporting. The field monitors covertly undertake surveillance to determine potential relapses of violence at household level. The safety and confidentiality of services was found to have made the services attractive and resulting to higher demand and utilization.

Legal Aid Services

In majority of circumstances, the perpetrators of rape are rarely identified or apprehended while other times are facilitated to escape by their cronies. In both Mogadishu and Garowe, legal aid services were made available. However, the absence of an effective GBV law makes it difficult for prosecution of the perpetrators in Mogadishu. In Garowe legal aid services are available as part of the holistic services. The environment is more enabling in Garowe, but the capacity to gather critical forensic evidence is limited by lack of the means and knowledge. There are also concerns that the investigative capacity of the police is limited making it difficult to prosecute cases to successful conclusion. In Mogadishu, there was no resident lawyer but the same was provided on a need basis by engagement of lawyers on call. As indicated in the foregoing sections. The prosecution of the perpetrators of rape still faces hurdles from the mind-sets of clan elders who protect the clan at the

behest of victims and survivors. The fear of revenge or retribution cannot be ruled out as well. Legal redress of cases was further impaired by the struggle to piece up evidence and lack of willing witnesses to testify.

Figure 7: Women Reporting Access to GBV Services in Supported IDP Settlements



Opinion on the Quality of Services

Women and their counterparts who received the various GBV services had a good opinion of the GBV services. There were rating differentials in quality, with 71 percent in Garowe rating the services as good and very good. The rating in Mogadishu was universally good with 98.7% rating. It implies that GBV services are rated better which is largely due to the various players in support and the referral mechanisms and systems in place. However, considering limited support to GBV services in Puntland, the ratings show that the GBV centres in Garowe are providing quality services. Those who were indifferent with the rating may have sought service during the stints of funding gaps. Sometimes the various other GBV service provider refer the cases to the Matokaal centre after receiving some initial services which can potentially influence rating negatively. For instance their negative experiences before getting to Matokaal, would have effect extended in the overall rating.

However, going forward, NCA and partners need to pursue universal acceptance of GBV services in order to improve utilization. This is important to ensure that those that rated the services lowly in Garowe do not resort to avoidance of services in the occurrence of GBV incidents.

Table 23: Opinion of the Quality of Services

Opinions	Garowe		Mogadishu	
	Count	Percent	Count	Percent
Very Good	10	32.3%	71	92.2%
Good	12	38.7%	5	6.5%
Poor	4	12.9%	0	.0%
Very Poor	5	16.1%	1	1.3%
Total	29	100	77	100

The mechanism of service delivery by SSWC shared by NCA and CRS is not clear. There was a perception from referral centre that NCA patients are not well supported compared to CRS in terms of funding facilitation. There are concerns of duplication and disjointed service delivery by agencies instead of a single approach to service delivery. Due to limitations in accessing survivor's data, it was not possible to determine the extent of potential duplication.

Conclusion of the Outcome:

The review period has witnessed varied awareness and access to GBV services by region. The supported centres provided life-saving services to communities within their catchments and from other outreach areas who could have otherwise have missed them.

There have been consistent services in Mogadishu as SSWC was able to receive, counsel and refer the GBV services with custom made case management. In Garowe holistic services are provided in a one stop centre whereby its effectiveness is derailed by funding cuts by NCA which co-fund the centre. It is critical that the next phase of the strategy prioritize funding as an important input to effective service provision in the centre. Apart from this, overall, the GBV survivors received the envisioned multi-sectoral services, but the specialist services were not available. Majority of women have a good opinion of the services in terms of quality and safety with some survivors even referring themselves and their counterparts to the same. There is expansion of service centres from 1-3 a big milestone to access. However, the issue of coordination mechanism between NCA, SSWC, CRS, SOS and other duty bearers in the GBV space in the area needs further exploration.

Conclusion of GBV Outcomes

Women in the NCA project targeted locations generally indicated that GBV was on a downward trend. Up to 50% of women in the supported IDP camps in Garowe and Mogadishu indicated that GBV is on downward trend. This is backed up by data from the quality sources revealed that the interventions supported by NCA and partners have largely contributed to the reduction in GBV in the IDP settlements. Religious and community leaders indicated that there is a general reduction in the cases reported to them in the last three years validating the trends reported at the household level in a sense. The observed trends are largely associated with advocacy and reduction of vulnerability of women and girls previously supported with lighting, cooking stoves and other facilities in IDP camps. However, GBV levels remains high in the host communities as most of the focus and interventionist attention has largely been focused in the IDPs. Service delivery was found to be skewed in the favour of IDPs with IDP survivors getting response within 72 hours of reporting compared to 5 days taken to respond to occurrences of the same in the host community. With skewed attention in the IDP camps, GBV is reportedly on increase in the host communities as the communities are not sensitized while the perpetrators are not afraid of exposure.

Those who differ with the opinion that GBV is declining argue that the up looking trajectory is as a result of the perpetrators getting away with the heinous act which emboldens them. In a few isolated case attacks, however, there were cases of rapes and attempts allegedly from the members of the proximate host communities around the camp. Other cases that go unreported for fear of stigmatization are also substantial.

With the various actions taken, women indicate that there is an increase in the sense of safety in the targeted areas in the IDP settlements. This and reduction of GBV cases have left women even without the worry of locking their doors at night unlike before. However, there is a revelation that there is observed sexual exploitation of women doing domestic menial jobs in some of men only households. Some vulnerable women became victims of sexual exploitation under the guise of casual domestic work. In Puntland the intervention platform also made it possible to unearth cases of sodomy meted on young boys, which previously could have passed unnoticed. Through the opportunity afforded by the project some rape cases perpetrated by family members were also established.

The case management and other support provided by the programme have result to more confident and responsive GBV survivor who encourages counterpart reporting and new violations. In some situations, GBV survivors previously served by the programme were found to be reporting cases on behalf of the survivors. Furthermore, others went to the extent of voluntarily accompanying the survivors to the service centres. This support can be potentially harnessed and up-scaled into a movement to address GBV in the community.

Table 24: Trends in GBV

Trends in GBV	Garowe		Mogadishu	
	Count	Percent	Count	Percent
Decreasing	19	52.8%	38	48.7%
Increasing	7	19.4%	29	37.2%
No difference	10	27.8%	11	14.1%
Total	36	100	77	100

Recommendations on GBV

- There is need to conduct GBV survey to determine the incidence, the demand) and the service providers (supply) and the gaps to inform programming and coordination
- Streamline coordination mechanisms for GBV support from SSWC to the referral centre to address potential duplications and misconceptions
- Support SSWC and other partners to select and engage the right change agent such as male role models and community actors
- NCA to Jointly approach and engage high profile religious leaders for high level GBV advocacy on zero tolerance currently lacking in programming
- Explore and engage women religious leaders in advocacy against GBV
- Advocate against local justice mechanisms for perpetrators of GBV
- Reach out host communities with GBV intervention to address the reported GBV trends
- There is need to consistently secure funds for continuity of GBV services to avoid outages in Matokaal – Garowe. This will reverse potential harm associated with lack of services
- For successful prosecutions, forensic lab and improvement of the investigators capability through training is needed
- Work with other stakeholders to continue advocating for the enactment of GBV laws by the Federal government. This includes the revision of Somalia Penal Code
- Leverage on former GBV survivors who refer or accompany their counterparts for services to champion against GBV and possibly build a movement.
- Improve mechanisms of GBV case reporting
- Engage a network of pro bono professionals including ; lawyers, monitors and medical practitioners
- Sensitize community and religious leaders on the 4 pillars of UNSCR 1325 and CEDAW
- Advocate for ratification of CEDAW
- Enhance community conversation/ dialogue
- Advocate for the implementation of the Convention on the right of child which was ratified in 2015

- Engagement of the media to strengthen buy-in of key messages, widespread sensitization and behaviour change and increase NCA visibility in the response
- Learn from other countries with similar cultures how Anti- GBV laws have been enacted and the breaking barriers of dominant social norms
- Use reformed and willing perpetrators of GBV or harmful traditional practices sensitize communities against GBV.
- Engage women legislators who constitute up to 24 percent of parliament in pushing for appropriate contexts

Economic Empowerment

5.4 Economic Empowerment

Economic empowerment is at centre of the strategy TOC directly contributing to the resilience component. The pre-requisite of economic empowerment was to secure entrepreneurship opportunities and sustainable employment for the right holders. To achieve this, right holders including youth and women were supported through vocational training, support for micro-enterprises, farming and fishing value chains. The diverse sectoral interventions have been pursued ensuring that all communities where NCA operate have access to contextually fitting economic empowerment opportunities. Through the various outputs and matching outcomes, the MTR assessed the progress in this pathway and the overall contribution to the theory of change.

5.4.1 Outcome 1: Women, men and youth gained and maintained employment

The progress in the output described in the on-going sections was envisioned to have youth secure and maintain jobs / self-employment. The analysis of tracer study shows that the success rate of graduate getting formal or informal jobs or self-employment 6 months after graduating is 50%. This translated into achievement of the target. Majority of the youth who get into employment within six months of graduation is as a result of own initiative in self-employment. An estimated one third (37.4%) ventured into self-employment within six months of graduation. Overall up to 60% of the graduates have ventured into self-employment at some point after graduation. Based on the analysis, it appears that there are some graduates who do not get opportunities for either formal or self-employment. The rates of placement into formal employment is lower than expected due to relatively few opportunities in the locality with few corporates, industries and fairly small local economies. Graduates with formal employment mind-set suffer from unmet expectations for lack of accessing formal employment. Some are determined to pursue courses that increase their chances to get into formal employment. The private sector has not been responsive to efforts to link them with graduates as they also struggle with limited opportunities as well as exclusionary practices such as nepotism. Thus few placements have been successful in NUWACO, NECSOM and a few others. For instance, a sizeable proportion of NUWACO staff is formerly from GVTC that also made other placements to Nugaal Electric Company (NEC) and Somali Power. On a positive note, graduates of the two centres who get jobs were found sustain them with even another proportion reportedly even moving to their second jobs. The corporates were also found to have taken their staff for training in the vocational centers contributing to credibility and revenues to the centres.

Majority of the courses offered in the two centres are practical and geared towards self-employment. There are varied approaches in delivery of courses between GVTC and SAMTEC. SAMTEC offers more regular courses while GVTC takes trainees through short term intensive

courses largely sponsored by agencies. The variation was revealed from interviews as SAMTEC graduates appeared comparatively more grounded and confident in their skill areas than the GVTC ones.

It was expected that majority of graduate who do not go into formal employment would venture into self-employment with intentions of all graduates get into some form of employment. Despite this, only 37.4% are able to venture into self -employment within six months. Discussions with the graduates indicated that some of the graduates especially in Garowe did not feel confident enough to set up own business which points to proficiency. Graduates also complained about start-up capital with SAMTEC graduates complaining about the insufficiency of the small grant of USD250, which is provided to purchase tools. Graduates in Garowe also raised concerns of quality of tools and materials provided. In Garowe rent is a big impediment due to high cost for graduates to start-off unless there is an arrangement for shared premises or pooling of resources. With the lack of jobs and support means to fully start-off, the unmet expectations of graduates especially in Garowe is generating substantial discontent with some wondering why they were enrolled in the first place.

In addition, graduates are also concerned that investors in the construction industry and others tend to import labour from other regions and across border, hence loosing many locally generated opportunities. However, some of the site foremen indicated that the graduates do not meet the required set of skills to be directly engaged on on-going construction activities that are being implemented within a tight time frame with no flexibility for on job training. The contractors' preference of external skilled artisans over graduates from GVTC graduates raises fundamental concerns about proficiency of graduates and quality of the training package. Notably, some graduates lack the drive to venture into skills as they appear influenced to pursue the courses by the short terms on-course benefits such as provision of monthly stipend and expectations of linkages to corporate employers. Even as NCA does not provide stipends, some agencies sponsoring trainees do provide and this has influence on the expectations of all.

Table 25: Immediate Destination after Graduation

Destination	SAMTEC		GVTC		Total	
	Count	Percent	Count	Percent	Count	Percent
Formal Employment	8	10.7%	2	2.6%	10	6.5%
Self-Employment	43	57.3%	18	23.1%	61	39.9%
Casual labour	2	2.7%	10	12.8%	12	7.8%
Internship in the private sector	2	2.7%	0	0.0%	2	1.3%
Internship in NGO	1	1.3%	0	0.0%	1	0.7%
Further studies	16	21.3%	0	0.0%	16	10.5%
No job Returned home	3	4.0%	48	61.5%	51	33.3%
Total	75	100.0%	78	100.0%	153	100.0%

The MTR found some regional differentials in securing formal jobs and setting up self-employment. It was relatively easy to secure a job and set –up self-employment in Belet- Hawa compared to Garowe. Although, the Garowe context may be tougher for graduates or lesser opportunities, the SAMTEC graduates are more likely to be more market oriented by training as observed in their destination after graduation. Some of the preparatory lessons from SAMTEC can be adopted GVTC to make their graduates more competitive in the job market and business space.

Considering the graduates output of the two centres in diverse courses every year, the market is under threat of saturation. The local economies are small and unlikely to be growing to fully absorb

the graduates. Belet-Hawa graduates are comparatively more engaged in work after graduation which raises additional questions of proficiency of GVTC graduates struggling to venture into self-employment or absorbed in the job market. The next strategy needs to determine whether NCA has been localising too many skills one area or if young people from other regions if any remain in the same area after training. Through this potential saturation will be determined and averted.

Some graduates appear stranded, while others are opting to continue taking other courses as it becomes increasingly difficult to secure employment or venture into self-employment. There is need to therefore give equal focus to preparing graduates for the job market by providing start-ups capabilities, business development support and pursue linkages with local, regional and international markets.

Table 26: Reasons of Unemployment

Reasons of Unemployment	Belet-Hawa		Garowe		Total	
	Count	Percent	Count	Percent	Count	Percent
Lack of job opportunity	3	50.0%	9	18.8%	12	22.2%
No interest	0	0.0%	4	8.3%	4	7.4%
Lack of capital	2	33.3%	14	29.2%	16	29.6%
No market demand for the skills	0	0.0%	8	16.7%	8	14.8%
Lack of experience	0	0.0%	5	10.4%	5	9.3%
Little pay	0	0.0%	1	2.1%	1	1.9%
Others	1	16.7%	7	14.6%	8	14.8%
Total	6	100.0%	48	100.0%	54	100.0%

Access to Vocational and Relevant Work Life Skills in Demand in the Market

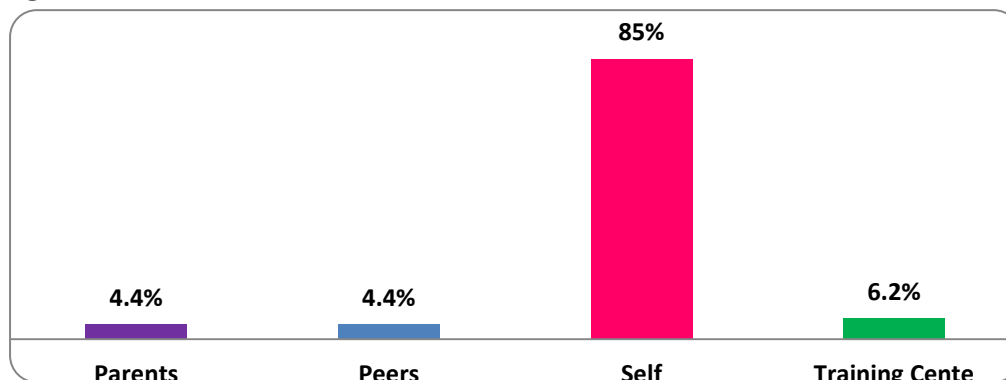
The implementation of NCA 2016-2020 strategy found an on-going vocational training programme with courses offered in SAMTEC and GVTC. The implementation was alive to a number of recommendations from the final evaluation conducted in the previous year seeking to improve delivery of course and placement plans for the graduates. The selection of trainees was as envisioned, as it targeted vulnerable young men and women without jobs or facing long spells of unemployment with resultant struggles in meeting their livelihoods needs. Without livelihood opportunities young men become targets for easy picking by militia and young women are exposed to early marriages. The review also found that girls who were already married off at an early age got the opportunity to acquire a set of skills such as tailoring and could then venture into self-employment and generate in income for their livelihood and that of their children who struggle the with basics in polygamous marriages.

Table 27: Status of Trainees in Admission

Occupation	Belet- Hawa		Garowe		Total	
	Count	Percent	Count	Percent	Count	Percent
Formal Employment	0	0.0%	2	2.4%	2	1.2%
Immediate school leaver	39	52.0%	14	16.5%	53	33.1%
Self employed	6	8.0%	8	9.4%	14	8.8%
Unemployed	27	36.0%	52	61.2%	79	49.4%
Others	3	4.0%	9	10.6%	12	7.5%
Total	75	100%	85	100%	160	100%

There was continued access of the youth and women to the various courses of offered in the two NCA supported centres. The gender preference of the courses continued with women preferring non-technical courses as men went for the technical courses. It was found that the programme is providing youth with the opportunity to pursue their preferred courses. At least 85.3 percent and 84.7% respectively were in their preferred courses selected on their own without coercion from the school or parents or from other quarters. The rate at which the available opportunities are taken up at enrolment stage indicates that the courses on offer are in high demand by the youth which somehow contradicts the market.

Figure 8: Who Selected Course for Trainees



Analysis of the Courses numbers in comparison to the targets

The analysis of data from the *tracer study* shows that up to 95% of students completed the courses that they enrolled for. The completion rates were comparatively better in SAMTEC to GVTC. Students are motivated to complete the courses by former alumnus who succeeded in formal and informal employment acting as important role models. The role of the alumni in this and networks is thus an important element of consideration.

Skills training vary by the two centres in terms of delivery and outcomes. GVTC is supported by multiple donors with various modalities of student sponsorship. The centre disposition is inclined to train students for agencies and communities and not seen as an institution where students can seek admission without support. The differences in sponsorship where some students received fees, transports while others received stipends with some getting no support amounted to a non-standardised handling of the students. The intentions to provide some students with extra support for motivation purposes raised concerns of equitability among students with some feeling discriminated against. With various agencies support GVTC, there is need for coordination between agencies to avoid potential duplication of support.

There is a notable preference of the second course among the graduates in both institutions. A sizeable proportion of graduates showed interest in pursuing non-technical s courses such as (Core Business Skills Training) after graduating with vocational skills. The youth formal employment mind-set was particularly inclined to take business and management courses as a supplement. In fact a number of young men and women were found to have returned to the centres for a second more formal employment oriented course. This raises the question of reaching more youth or according them with other skills to improve employability. The original intention to provide young men and women with marketable courses and link them to formal jobs and support them to self-employment is no longer tenable to all. This is considering that some of them have other intentions to pursue an additional courses while others use the courses as a bridge for formal courses/ higher education

Going forward the two centres may need to offer professional courses as a skill-set or hybridization to give them a competitive edge in the market. For example the opportunities in the construction sector will be more comfortable / cheap to work with a plumber who also doubles up as an electrician for cost effectiveness. This has been underscored by unanimous opinions of the graduates.

Development of Database for Monitoring Students upon Graduation

For continued support of graduates, it was expected that the two institutions would develop databases for monitoring follow up and employment tracking. It was found that the two institutions knew the whereabouts of a sizeable number graduates who were largely in the vicinity. The two institutions were also found to have templates containing information on the immediate status of the graduates shortly after graduation. Even with records in the templates, it was not possible to determine the status of graduates whose contact were lost or having left college catchment towns. The tracer study conducted as part of the MTR found out that the whereabouts of about 75% of the graduates could be determined. The tracking would have been more effective in case an open database was developed where graduates had access to update their status on a periodic basis. The absence of this kind of feedback leaves periodic tracer studies or follow up as a viable option through which the status of graduates can be determine for generalization and any need. Currently, tracing graduates is easier because the graduates are largely local but as it expands a custom made database with graduate access will be inevitable. In fact this is preferably designed around the school management system. The absence of a data base modelled around Management Information System (MIS)leaves the institution with limited options to use various other ways of tracking beneficiaries such as reply enabled SMS .

Access to Skills, Tools and Equipment for Self -Employment

The strategy envisioned graduates with proficiency in the acquired skills to be able to set –up and practice their trades on self -employment. On skills, the SAMTEC graduates were found to be more confident in their skill areas compared to GVTC which was seen to be a pointer to the duration of training and limited exposure of trainees to the market. The provision of tools is no longer a common intervention for all the centres. During the previous strategy 2011-2015, SAMTEC graduates were organised into cooperative of 5 and provided with 4 sets of tools. There were concerns that one of the graduates was left stranded due to the uneven proportion of tools. Secondly, some graduates were previously found to sell the tools at a throw away price to share the proceeds for preferred business lines of or non- business expenses. Going into this strategy, the graduates are receiving USD 250 to facilitate set-up of their skill-based business enterprises. The new strategy was supposed to provide graduates with options in a quest to set- up self–employment. However, focus group discussions with graduates found that a sizeable proportion were holding on the money, some used it in business set up while others used to venture in other businesses unrelated to the courses that they under took such as supplying various merchandize . The significant diversion of the start-up capital to some non-core business areas negatively affected the envisioned self -employment outcomes in the wider strategy.

There was mixed distribution of tools in GVTC graduates. Some courses such as Carpentry, Electricals and masonry received tools either as individuals or groups. Whereas, some tools were of good quality, others such as salon equipment and tools were outdated and comparatively lower quality than the ones prevailing in the market making the graduates less competitive. There were also complains about the size and quality of the fabric distributed to the tailoring graduates with low

demand making it inappropriate for start-ups. There were transitions over the years in the organization of the youth into cooperatives and distribution of start-up kits. Five in every six graduates in GVTC received some start up kits/ tools. Almost similar were organized in cooperatives/ groups in SAMTEC. SAMTEC transitioned from providing kits to grants thus there is a potential overlap between the two provisions.

Table 28: Organization of Groups and Distribution

Variable	SAMTEC		GVTC		Total	
	Count	Percent	Count	Percent	Count	Percent
Organized in groups	61	81.3%	36	46.2%	97	63.4%
Received Start up Kits	6	8.0%	65	83.3%	71	46.4%

Establishment of Platforms for Collaboration between the Private Sector and Vocational Centres

The establishment of platforms with private sector was meant to link graduates with opportunities for job placement and internship. In Garowe, collaborations were made with Nugaal Water Company (NUWACO) and Nuugal Electricity Company (NEC). In Belet-Hawa there was some collaboration with corporates such as Somali Power and extension NGOs such as HIRDA, TROCAIRE, Lifeline Gedo, DRC, World Vision and local hospital. The value of collaborations was varied. A few graduates' secured jobs, on the job training and important referral and recommendation letters. However, acquisition of opportunities in the collaborating organizations is impeded by lack of skill set required for the job. This is expected, considering that the graduates are locally trained for self-employment and skill based market segment. Many graduates were found to be admirers of formal jobs in the locally successful companies which some relentlessly pursue at the expense of other opportunities. There is need to expand collaborations with other non-local private sector entities for more opportunities. Furthermore, there is need to collaborate with the government to prevail on the private business owners and other investors to give priority to locals and more so graduates in employment.

Apart from partnerships intended for placements, some private company were found to have sponsored students to study some courses in SAMTEC. This is a good approach and a strategy through which private companies can be interested party and partner all the way from training to mentorship and possible placement and eventual employment of trainees. Through such engagements, the centres may also be linked to partnerships possibly to acquire some training equipment which is needed in the centres for quality practical and pedagogical training. This was in the original intention of the establishment Business Development Unit supported by NCA to secure internships, apprenticeships and linkages to the private sector.

Conclusion of the Outcome

So far, the two centres are meeting the expectation of increasing access to vocational courses geared towards employment. SAMTEC is attracting up to 30 percent of students outside Belet-Hawa. There is need for harmonization of support between agencies working with GVTC and standardization in the management of students. The centres are periodically undertaking market surveys and ensuring market driven course are on offer but gender course preferences remain predominant. The duration of courses and competence based training with right combination of instruction and equipment to produce competitive graduates needs to be considered.

The overall preparation of graduates for the market and self-employment has been partly successful. Support in terms of tools and start-up grants are available, but there are questions of quality and sufficiency of tools, materials and cash where graduates have no other supplements. Graduates also suffer from premises and lack of follow up support which is very critical for new initiatives. The development of database to track graduates has been partially achieved as templates are in place. However, a two way database where graduates can login and up-date their status is not available. With this, it is not easy to determine the whereabouts of graduates without having to engage in tracer studies.

To some extent, platforms for collaboration with the private sector have been established. However, the focus has been on a few corporates leaving out many potential informal micro and small enterprise firms with potential to absorb, employ and nurture the youth into self-employment. Such collaborations have benefited a few graduates but also raised unmet expectations in others.

Overall, the vocational skills training has been found to change status of 50% youth and women from unemployed to employed with the first year of graduation. However, there is a significant proportion of graduate who are not able to secure jobs, due to lack of opportunities and equally struggling to set up skills businesses, because of lack of capital, competencies, entrepreneurial orientation, preparedness and individual interests. There is growing proportion of trainees who have a formal employment mind-set and willing to do more courses perceived to have a higher potential to secure formal employment. It's important for trainees to undergo an aptitude test to determine their employment/ entrepreneurial orientation and capacity to undertake and complete some of the technical courses on offer.

Some of the unintended positive outcome includes diversification from skills business to other ventures. An example is where youth graduate were found to pool resources and start off successful ventures. In one case, young graduates have pooled up to USD 8,000 and were found to have been lending to the members which promises some business capitalization. Notably, the graduates of Electrical installation were also found to innovatively tap into the opportunities in the movement towards solar energy. The technology is relatively new with high demand and potential, since most of the parts in the country are off- grid and in need of it. More importantly also some graduates have managed to establish businesses and employed their counterparts. In one case, ICT graduates of SAMTEC have set up an ICT business in Belet- Hawa and employed three of their colleague graduates. Other graduates found a business idea in repairing and selling sewing machines parts for their counterparts and other in the community.

The next strategy needs to consider how to support catalytic interventions to support job creation by graduates and other entrepreneurs with such capabilities and business ideas. For publicity reasons, it is also important to hold open days for exhibiting what trainees are capable of doing needed to build employer confidence towards the graduates trained by the two centres.

The strategy to integrate some of the graduates into the support to microenterprises has been bridging capital short falls. The synergy between vocational training and support to micro-enterprises in Garowe has been found to enable graduates to venture into self-employment. The training has a business development orientation which has made it possible to combine skills with enterprises which promise stability and consistency into self-employment.

The objective to divert some youth from joining various interests groups may be watered down by unemployment. With observed challenges in getting job and venturing into self-employment

especially in Garowe, the expectations of the youth have been transformed into frustration. Considering the pull factors in the context are still there, joblessness after vocational training may influence the youth to reconsider their position and revert to various interest groups including armed groups, sea piracy or other forms of crimes.

Recommendations for Vocational Training

- There is need to harmonize support between various donors supporting the training institutions so as to have standard management and instruction of trainees especially in GVTC.
- There is need for improved equipment for the technical courses to ensure that instructions are practically internalized unlike the current theoretical dominance experienced in some courses
- There is need to bring the government on board to standardize qualifications framework and harmonize curriculum
- Review the course completion period especially in GVTC to ensure that graduates leave with required competencies required by potential employers and in running own enterprise
- The current start-up grant amount of 250 USD and start –up kits needs to be reviewed in line with cost realities of self - employment
- Come with an innovation challenge for jobs creators to be funded to tap the opportunities in both contexts and create jobs for the unsuccessful graduates
- A MIS where graduates can be followed up and provide feedback through reply enabled SMS is also recommended
- Improvement in training staff incentives and increase their number in line with enrolment for retention of good instructors in the two areas
- Increased learning space to cater for new courses
- Review fees to be commensurate with the training demands of the courses
- Develop a platform where youth can be reached for various skills. A one stop centre in the markets areas where clients can pick skills should be considered especially in Garowe where graduates struggle to pay fees.
- The two centres need to intensify pursuit of partnerships with leading enterprises in the informal sector where the youth can engage potential clients
- Link graduates with potential employers outside the catchment towns in the region and other opportunity hotspots with prior mapping

5.4.2 Outcome 2: Right holders have established micro or small enter-prises

In line with the theory of change, the strategy sought to empower other right holders who could not be reached with vocational training and value chains by supporting small and micro-enterprises. The focus was to largely target vulnerable women to leverage on micro-enterprise opportunities to build resilience on cyclic shocks in the context. The delivery of this outcome was pegged on the support to women enterprises in Garowe and targeted villages in Belet- Hawa.

Right holders are organized in groups to gain access to capital for investing in business

The envisioned organization of women to access capital was found in Garowe and Gawido in Belet-Hawa. In Garowe the beneficiaries were largely found in the main market with others sparsely

distributed in the back streets and in the various rural villages. The selection of beneficiaries was informed by assessment, but additionally in Garowe there were some walk-in beneficiaries given an opportunity for their incessant visits to the NCA offices seeking support. The selection was not water tight as in both locations some beneficiaries did not deserve to receive the grants. In Belet-Hawa for example, some of the women entrepreneurs supported were found to have been beneficiaries of other previous and concurrent grants. In Garowe, a number of beneficiaries exhibited capital bases way beyond the seed grant of USD500 that was offered by the project. In fact one of the beneficiaries indicated she value for the training compared to the seed grant as she has access to capital. This shows that the support to entrepreneurs needs to be differentiated from those who need grant only, business development services (BDS) or those requiring both. This possibly may have diverted some money to the deserving as the stable ones settle for training alone.

There was preference of the pre-existing businesses over start-ups. This was a risk adverse decision intended to reduce losses of money anticipated from failed start-ups. The incline towards existing businesses in turn isolated potential starters without jobs from initiating business for self-employment. All women entrepreneurs supported in Gawido and Garowe had existing business thus the support was more tailored to resilience than employment creation. However, secondary jobs were anticipated from the supported businesses which registered mixed results.

FGDs with the supported women in Gawido revealed that the selection had more of livelihood than entrepreneurial orientation. However, this was important as the selection was flexible to include women from vulnerable households such as those with widows, persons with disabilities and the aged. The focus on existing businesses was deliberate and achieved as envisioned denied opportunities for start-up young women more in need of employment.

Women (225) in number received seed grants and met other pre-requisites and training completion. The MTR revealed majority of women spent a proportion of the seed grant money on personal welfare issues. In Gawido, some women who had received money from multiple sources and tranches had received up to 900 USD. A number of them were found to have established shelters, others purchased plots, paid school fees, payment of pending bills and others used part of the money on the treatment of the long standing medical conditions.

The seed grant moved me from the shade of that tree to my own stall where I sell more in very conducive

Women in Garowe largely found in Inji market were found to be continuing with their small scale businesses. A similar pattern was found in Gawido and Odaa markets in Belet-Hawa with women engaged in small businesses. The selected women entrepreneurs engaged in diverse businesses which gave those women entrepreneurs with advantage to capitalise on their various niches. The supported women were found to be trading in; clothes, groceries, charcoal, food, utensils and skills such as sewing. The seed grant was largely invested in product diversification, increasing volumes, expanding space or relocation and payment of water and electricity bills especially in Garowe. There were also innovations such as the introduction of solar lighting cum phone charging systems which grew in prominence in the area.

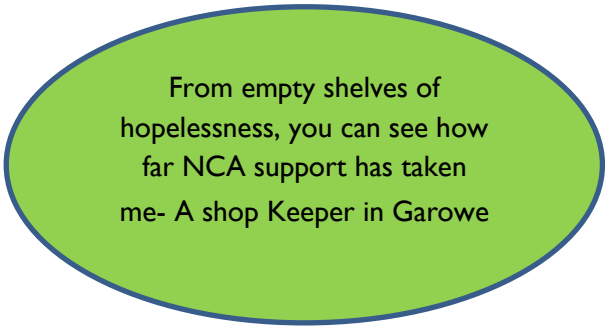
Over 70% of the women receiving seed grant invested the money but there were some drop outs. The reasons for drop outs include; business failure, migration and changes in business scope resulting in no funding. The part of the seed grant money that went into personal welfare issues provided women with a sense of stability to fully concentrate on business. With new found freedom and

concentration, the businesses have better returns now. The seed grants had far reaching changes on women and general impact on their better access to markets resulting to increased income and better livelihoods. All women reported two fold increase in their earnings the seed grant enabled them to acquire better stock and improvement of service. With increased earnings there was improved household resilience. This enabled households to have 2 meals in day, day, afford medical care, school fees and others to take care of the vulnerable such as the persons with disabilities and orphans. The supported women reported that there is more cohesion with partners working with them closely in their businesses. This is an important synergy to mitigate against GBV.

Through the seed grant the supported women in Gawido were able to construct premises and move business from tree shades and households to the market centre. In response to increased volume of trade and advocacy, the local government erected lights to in Gawido and Odaa transit centre to facilitate the traders attend their businesses for 24 hours. This was in line with NCAs focus on reducing market barriers for increased trading volumes and better returns.

Apart from the diversion of some proportion of money to other welfare issues, the support to micro-enterprises could have done better the following challenges notwithstanding. Due to the local inflation the 500 USD purchased less than expected in terms of stock. The supported traders

also faced various market barriers including transport, border closures with Kenya and Ethiopia and market infrastructure limitation and general lack of access to source markets where commodities are cheaper. In Garowe cost of doing business is prohibitively high particularly the trading licence, water and power bill and rent. Access to space in the market is also an impediment especially for new businesses, expansion and for relocation intentions. The space is under jurisdiction of the Mayor but there are other multilayer controls by middlemen which complicates access. The timing of the seed grant disbursement also coincided with drought and inflation which affected market fundamentals with high cost of investment coupled by low purchasing power of the locals.



From empty shelves of hopelessness, you can see how far NCA support has taken me- A shop Keeper in Garowe

Right holders have the knowledge and skills of how to establish and run a business

All beneficiaries of the micro-enterprise support programme received 10 days pre-disbursement training. Majority of the supported entrepreneurs indicated that they received such training for the first time. The training was particularly special for some women in Garowe who were not capital constrained receiving support from the diaspora wanted to gain business management.

Women beneficiaries reported that the training was good and delivered in an effective way good internalization of principles of running a business. Some of the topics that stood out during the reviews included; customer centred approaches, making businesses attractive, sourcing and stocking of shops, strategic positioning, cost minimization and generating financial reports such as profit and loss, and general record keeping. After training the beneficiaries were found to have been applying training fundamentals for better business outcomes. After the training, women in Belet – Hawa moved businesses from their houses and back streets to the main street /roads. This movement has elicited growth in sales and resultant improvement in earnings. For the first time, women in both locations were able to calculate profit / loss and put money aside for stock replenishment and table banking. With this realization businesses were found to be more sustainable not dependent on petty daily borrowing from relatives and friends but rather recouping significant capital. The training in

customer care also stood out the beneficiaries was found to be applying the principles to attract more customers compared to other counterparts in the market.

The movement of the businesses from daily subsistence to sustainability is one of the hallmarks of the combination of grants and training in business development. Some businesses had only capital to replenish stocks on a daily basis while the rest went into household consumption. Beneficiaries also reported making deliberate effort to minimize costs geared towards profit maximization which is also an important learning outcome. Beneficiaries also knew the kinds of risks they could take and when to be risk averse.

Conclusion on the Outcome

The outcome is generally on course as women entrepreneurs were identified, trained and supported with seed grants to revitalize their businesses. The seed grants moved women entrepreneurs from petty borrowing to more sustainable working float. However, the intervention needs to be up-scaled for wider and more sustainable impact. The requisite business skills training was well delivered and internalized with far reaching transformational impact on how the supported women businesses were run. Resulting from this combination are outcomes at business, households and market level. Majority of businesses registered growth in incomes and spared disposable incomes for livelihoods and other aspects of household resilience.

Micro-enterprises expanded comparatively and got flexibility to diversify their products. With training, business was able to apply appropriate business management principles hence making them more profitable and sustainable. Businesses were found to be directly providing employment to one or two support staff but also providing opportunities to water sellers, cart puller, bulk supplies and other players in the various value chains. The investment of the money by the grantees and secondary beneficiaries within the market was a significant addition to micro-enterprises with multiplier effect in other players in the market.

Recommendations

- Differentiate women in need of business development only and those that need grants only and those in need of the both grant and businesses development services to free some money for deserving women entrepreneurs.
- Include start-ups among women entrepreneurs receiving support. Some of the women were found to have had multiple ongoing or previous support
- Structure selection process to make it objective and include Entrepreneur aptitude test so as to determine the orientation of the women entrepreneurs.
- Phase grants disbursement and undertake follow-ups and spot to ensure that money goes to the activities that were intended
- Enroll select women graduates of GVTC and SAMTEC into the grants programme. This will demonstrate the effectiveness of training and grants to create employment
- Consider microfinance arrangements or create linkages with microfinance institutions to support women entrepreneurs –Collaborate with Salam Bank to bridge capital gaps

5.4.3 Outcome 3: Women, men and youth increased profits by value chain development

In line with the TOC, this outcome targeted feasible value chains for support in key geographical areas for support and empowerment tied to building resilient communities. In the Gedo region, the intention was to support riverine communities with feasible and viable value chains by addressing their barriers to profitability, viability and sustainability. In Eyl, there has been ongoing support to the fish value chains originally initiated as an alternative to piracy measure has also been in need of support to improve production and income. The preconditions of transforming fish value chain to profitability included; provision of tools, technologies and support to cooperative societies for marketing.

The riverine farmers exhibited struggles to develop profitable value chains in the Gedo region that led to low productivity, poor livelihoods and limited alternatives for resilience. In response, farming value chains are supported to foster resilience outlined in the theory of change. The strategy entails supporting the farmers with tool, technologies, training and markets for increased production, quality improvement and profitability.

The progress in each of the value chains was analyzed separately for more informed from which decisions and recommendations can be drawn.

Agricultural Value Chains

Value chains are mapped and analyzed

To determine the viable value chain promising good outcomes for the communities for support, value chain analysis was undertaken, culminating into a report. A total of four (4) agricultural and horticultural value chains were identified and proposed in NCA and partners interventions in Gedo region. The priority value chains prioritized and found viable and profitable in Gedo region were onions, tomato, lime and maize. After all considerations were put in place, the analysis zeroed down to onions and lime as the priority value chain for support. The onion value chain represented a short term capital intensive profitable value chain while lime brought in the long-term profitability and element of universal non capital dependent inclusion. However, partners were found to have been supported in onions and tomatoes as priority value chains for development.

Characteristics of the Project supported Farmers

Farmers from riverine districts of Belet- Hawa, Dolow and Luuq were selected for support in the development of the value chain. The farmers who were enrolled in support have been farming between 1-11 years with 5 years on average.

The farmers selected included those who owned farms, but some were found to have been in share cropping model. Over 86% of farmers have received some kind of farming support from different sources across the 3 districts. By district, Dolow has more farmers who received support (92.1%) compared to Luuq at 73.3%. There was universal support for all farmers sampled in Belet-Hawa. Notably, not all farmers presented for review had received any kind support except in Belet- Hawa. However, this was in the spirit of sequentially subsidizing inputs to phase out free inputs to the farmers.

Land ownership: The lowest supported farmer had one parcel of land while the highest had 14 parcels. The land size in terms of acreage - the smallest farmer has 1 acre with 56 acres possessed

by the biggest farmer. The average supported farmer owns 30 acres of land with a proportion under cultivation. It is important that the profiling of supported farmers is undertaken with view of confirming this and other data. In addition to direct farming, farmers with big pieces of land do also lease out land to other farmers. Leasing of land is between one acre and a maximum of 33 acres with a mean of 13 acres. Overall, land under cultivation either rented or being farmed by respective farmers is on average 25 acres. The selected farmers therefore had the required land resource to take the value chain development forward. Most of the land that farmers cultivated over the last 3 years was individually owned (72.1%) or family land 12.9%. There is also joint ownership (4.3%) and share cropping at 2.9%. Farmers were to develop small portions of their land under value chain, but their access to larger portions of arable water with irrigation reach makes value chains easily up scalable. However, land tenure is skewed against the poor and IDPs / minority groups who end up as labourers or exploitative share cropping arrangements.

Table 29: Land Ownership among Supported Farmers

Land Ownership	District							
	Belet-Hawa		Dollow		Luuq		Total	
	Count	Percent	Count	Percent	Count	Percent	Count	Percent
Family land	4	9.5%	7	18.4%	7	11.7%	18	12.9%
Individual ownership	31	73.8%	21	55.3%	49	81.7%	101	72.1%
Joint ownership	1	2.4%	1	2.6%	4	6.7%	6	4.3%
Others	3	7.1%	6	15.8%	0	0.0%	9	6.4%
Rented land	0	0.0%	2	5.3%	0	0.0%	2	1.4%
Share cropping	3	7.1%	1	2.6%	0	0.0%	4	2.9%
Total	42	100.0%	38	100.0%	60	100.0%	140	100.0%

Water Sources for irrigation:

All the supported farmers had access to water for irrigation purposes. A few farmers were found to be practicing mixed farming using both irrigation and rainfall. Therefore the selected farmers had the required water sources to support value chain development from irrigation viewpoints. Three quarters (75%) of the supported farmers accessed irrigation water from river pumped systems, while the rest got water from river linked canals. One of the drawbacks of farming value chain is that payment of irrigation water eat into their earnings. For instance the vast majority of supported farmers in Luuq (98.3%) pay for irrigation water. In Dollow and Belet- Hawa irrigation water was found to user free for the supported farmers. Payment of water is needed for sustainability, but may be discourage value chain start- ups in the formative stages.

Prioritization of the Mapped and Supported Value Chains

The value chain supported crops have varied prioritization by districts. Overall, maize stood out as most important crop to the farmers. This indicates that the supported value chain farmers still have their minds in resilience and their livestock. Secondly the two recommended crops, onion, tomato and lime did not beat maize in order of priority across the three districts. Notably, even with popularity of maize, farmers wanted to be supported in other value chains. The maize value chain needs to be considered in the next prioritization. The supported farmers indicated that it was costly to engage in the preferred tomato and onions value chains for ordinary farmers. This implies value chain preferences have changed since time of mapping to include maize in front of others.

According to farmers there are a variety of crops cultivated in the farms. The most important across the 3 districts is maize at 34.3% followed by onions and tomatoes at 25% and 27.1% respectively. Lime (9.3%) fodder (grasses such as Sudan grass) (4.3%) are equally important crops. Belet –Hawa has more farmers rating maize (52.4%) and tomatoes (35.7%) as most important. Dollow district farmers place both onions and maize as most important followed by maize while in Luuq, maize and onions are most important followed by tomatoes. The two priority crops per district includes; maize and or tomato in Belet- Hawa; onion and tomato in Dollow and maize and onion in Luuq. The value chains originally prioritized during the mapping were tomatoes, onions, maize and lime. Farmers who are not well-up felt that onion value chain is a costly venture with good returns but a preserve of the well to do.

This is considering that the project original intentions were to provide quality inputs to all. Some of selected farmers who felt that the facilitation by the project was inadequate were still inclined to their conventional crops with a divided mind. The asymmetrical focus of the supported value chains that largely attracts the well to do leaves out some population segment that was targeted for empowerment in the theory of change. This is due to the fact that the uptake of subsidized inputs still favoured those that cultivated priority crops indicated above.

Table 30: Priority Crops in the Supported Districts

Priority Crop	Belet-Hawa		Dollow		Luuq		Total	
	Count	Percent	Count	Percent	Count	Percent	Count	Percent
Maize	22	52.4%	8	21.1%	18	30.0%	48	34.3%
Tomato	15	35.7%	13	34.2%	10	16.7%	38	27.1%
Onion	1	2.4%	14	36.8%	20	33.3%	35	25.0%
Lime	0	0.0%	3	7.9%	10	16.7%	13	9.3%
Fodder	4	9.5%	0	0.0%	2	3.3%	6	4.3%
Total	42	100.0%	38	100.0%	60	100.0%	140	100.0%

Despite, declaring maize as their most important crop, the farmers engaged in the supported value chain crops. The study found that almost an equal number of farmers have cultivated onions (64%), lime (68.8%) and fodder (64.8%) over the last 3 years. Majority of Belet-Hawa farmers (75%) cultivated onions (75%) compared to Dollow (58.6%) and Luuq at 60%. Almost an equal number of farmers cultivated lime in Belet-Hawa (69.4%) and Luuq (62.1%). Luuq has the highest number of farmers cultivating tomatoes (61.7%), maize (48.3%) and fodder at 98%.

Right holders have the knowledge, tools and technology to add value to their products

It was the intention of the strategy to ensure that farmers had the right knowledge, tools and technology to add value to their products for better revenues. This was to be achieved by providing training and provision of tools, technology and value chain development. This support was to be channeled through the value chains prioritized for implementation in Belet- Hawa, Luuq and Dollow.

The MTR found that farmers’ knowledge on the various aspect of the value chain development was improved. Specifically, farmers were trained on appropriate agronomical practices, pesticide use fertilizer application, seed selection and soil testing.

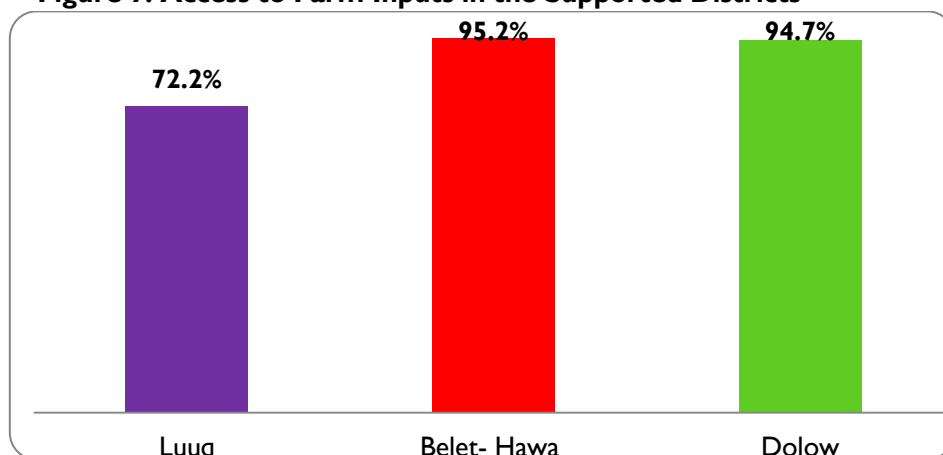
Overall, over 90% of farmers engaged in value chain development programme received training on farming and agribusiness. However, there were variations in the districts with Belet-Hawa respondents indicating that all farmers (100%) interviewed had received training compared to

Dollow (70%) and 94.4% in Luuq. After training, farmers are now adopting appropriate agronomical practices with better focus on productivity. Some of the reported practices include use of manure to improve soil fertility crop rotation and pest and disease control. Farmers reported having been prone to exploitation by agrochemical dealers because they could not differentiate agrochemicals and their active ingredients. The vulnerability of farmers to exploitation by agrochemical dealers and confusion on the right brand is no longer a concern for farmers who are now more enlightened. Through training exposure and interest in value addition, some farmers are considering with some pioneering the cultivation of sesame in their respective localities.

Inputs: As envisioned the two implementing partners came up with some mechanisms of making inputs accessible to targeted farmers. For Dolow and Belet- Hawa, ASEP worked with Agrochemical dealers in a voucher system through which the targeted farmers received inputs at subsidized prices of 30%. In Luuq , CeRID operated an input shop which supplied farmers with required inputs with a 30% subsidy. The sourced farm inputs especially the agrochemicals exhibited the required efficacy against pests and diseases unlike likely counterfeit ones which were used by farmers before. Thus apart from supplying inputs at a lower cost, appropriate inputs were provided with better outcomes. Unlike before, the purchase of inputs also came from technical which included advice to the farmers on application of fertilizers and chemicals. Farming groups also received fuel to ensure irrigation consistence for each of the value chains supported.

The input subsidy programme exhibited varied results by the targeted districts. Through the approach, 42.1% of farmers in Dolow and 72.1% of targeted farmers secured inputs. Notably no farmer reported having secured inputs through the model in Belet-Hawa.. Some farmers in Dolow were found to be using dry tomato seeds for germination into seedlings due to lack of certified seeds. The input subsidy model worked in Luuq and partially in Dolow but appears not have been fully embraced in Belet- Hawa. It's important to determine whether the Belet- Hawa farmers had access to cheaper alternatives across border where many agro-vet stockists were found. Secondly, the 30 percent subsidy may not have worked for all farmers since it was not customized to their capabilities. Some 11.4% also indicated having received tools from the implementers and other sources.

Figure 9: Access to Farm Inputs in the Supported Districts



Value added products are produced

The current support to value chains is in the formative stages and far from generating post-harvest value added products. Notably however, the supported agronomical practices has added value to the quality of products produced. The assumption that value addition would be concurrent with other value chain development process was untenable. The main reasons included low production with occasional crop failure, lack of cohesive groups to aggregate products, quality of some produce such as tomatoes due to pest infestation and effect of diseases. With this there was need to focus on increasing production, quality and come up with aggregators mechanisms drawn from groups to make value addition viable. Value addition could have been viable if farmers from the three districts embraced lime as priority crop for development building already on the pre-export value additions steps that have been made so far.

The only notable product from the project areas was extraction of oil from sesame seeds. Even in the absence of mainstream value addition, some significant gains have been made in the right direction. By providing the right inputs there increase in production of high quality products such as onions and tomatoes. For increased focus on value addition, farmers were introduced to value addition processes and their advantage including the set-up of cottage industries for post-harvest value addition.

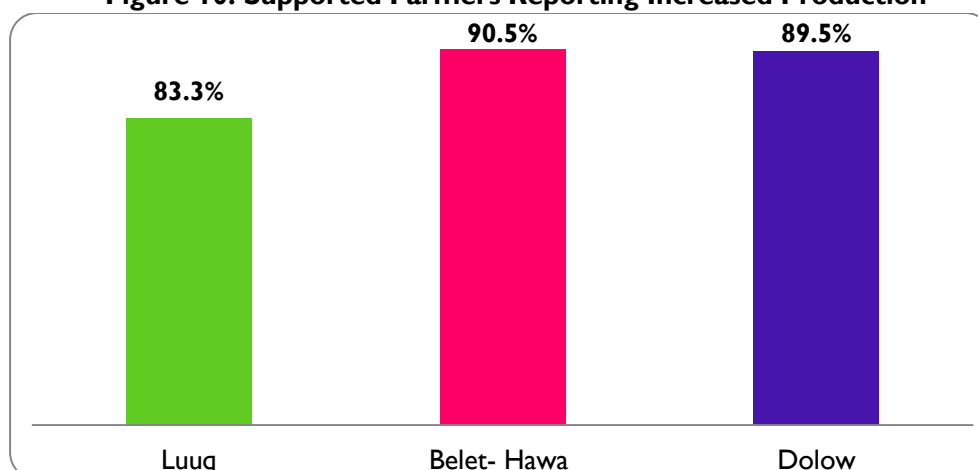
The MTR data shows even though no value added product was produced, efforts were made to improve the value of the produce for the market. It was specifically found that up to 90% of farmers applied the skills acquired from the training to improve their products. The application of value addition was slightly lower in Luuq as reported in the two thirds of the households. The predominant methods of value addition included aspects of post-harvest handling which included drying, improved packaging and preservation. Some drive towards crop diversification was noted in a few farmers. The efforts by tomato farmers to package tomatoes in jerry cans to maintain their quality in various market processes is out of reach of majority of farmer because of the cost.

Conclusion on the Outcome

The mapping of four value chains including; onion, lime, tomato and maize was conducted resulting into prioritization of onions and tomato. Despite this, farmers are still keen on their traditional crops such as; maize as their priorities are tied to agro-pastoral resilience with livestock occupying a special place in farmers' livelihoods and social status.

The intention of the outcomes to increase profits through value chain development has been partially achieved. The initial production challenges which included, build capacity of farmers by increasing knowledge and inputs were the main focus of the intervention so far. Considering the previous production trends, the interventions under the current strategy are reported to have increased production in the key value chains at the farm level. Overall, nine in every ten farmers engaged in the value chain development programme (88.6% reported increase in production. However, there were concerns that the production of onions decreased while tomatoes and maize increased while there was no difference in lime. The focus crops of value chain development were tomatoes and onions. The lower production of onion was reportedly due flooding in the targeted geographical areas. This implies the efforts made so far are bearing fruits especially in areas where pest and diseases led to occasional crop failures. Farmers in all the supported districts reported an improvement in production which is important for resilience and value chain development.

Figure 10: Supported Farmers Reporting Increased Production



Almost all farmers 93.7% indicated that their earnings from farming are better after getting support. Farmers also indicated that although prices were fluctuating in the last three years, they earned more on account of increased volumes. Despite the absence of value addition, the adoption of good agricultural practices and especially pest and disease control not only increased production but equally improved the products for the market.

Overall, the production side of the outcome delivered positive results. With the exception basic post-harvest handling, value addition has not been prioritized in view of farmer struggles with basic agronomic problems and lack of volumes that can be aggregated to sustain a market with right quantities. FGDs with farmers further indicated that farmers are still oriented towards increasing their production in their farms in a conventional way without the clear value chain development mindset. This besides, most of the farmers were trained on value chain and value addition for the first time which will bring the business orientation in their farming decisions. The planning decisions on value chains need to also consider some externalities such as seasonal variations of the river as both as a water source for irrigation and flooding at times.

Recommendations

- Generate full commitment from the farmers to support the selected / prioritized value chain to ensure better technical support and increase in marketable quantities of produce
- Consider the irrigation support in the value chain development plans. High costs are incurred in pumping of irrigation water thus solar pumping system recommended
- Sensitize farmers on pricing and market access to alleviate their exploitation by middlemen
- Develop a road map for value addition with local cottage industries in mind
- Consider seed multiplication as a value chain venture
- Establish storage facilities especially for hoarding onions until prices are favorable
- Assess the suitability of the farm-inputs subsidy model for providing inputs to farmers
- Develop and implement strategies to ensure the poor and vulnerable are not isolated from the value chains
- Alignment of value chain development efforts to the priorities in the Ministry of Agriculture

Fishing Value Chain


The fishing value chain has been an outcome area of focus originally designed as a livelihood intervention and deterrent intervention to human trafficking and piracy. In the current strategy, the support to the value chain partly addressed this along with the theory of change focus on economic empowerment for resilient communities. The target coastal area of Eyl is a particularly fish rich area patrolled by anti-piracy forces and illegal fishing trawlers allegedly from as far from East Asia and Europe. Due to limited knowledge, tools and technology and proper cooperative for marketing, the locals are not able to fully tap on the benefits of these resources largely utilized by illegal entities.

The outcome sought increase earning of the fisher folk communities in Eyl addressing productivity, value addition marketing and other contextual barriers to the development of the sector. To achieve this, NCA and partners intended to focus on the value chain as package in turn inherently build capacity of fisher folk, increase access to tools and technologies for production and value addition and in turn work with cooperatives to streamline the marketing component

The implementation of fish value chain was shared between NCA and KAALO with some sub-grant from NCA. The NCA capacity building component was overseen by GVTC, while KAALO was also observed to be undertaking the same. Since the intervention geographical scope is the same, there was risk of more duplication than complementation synergies.

Characteristics of Supported Fisher folk

The supported fisherfolk (94%) were largely drawn from the host community while the rest included IDPs. A significant proportion 45.6% were women while 54.4% constituted men. Young men and women below 35 years of age made up to 35 percent of the supported population. Almost half (45.8%) have never gone to school. Almost all, 98.7% of fisherfolk depend on the fish as the only source of livelihood. There was a mix of large and small scale fisherfolk distributed at 43% and 57% respectively. Half of the supported fisherfolk possess fishing motorboats while rest use sail boats, fishing line and other small scale implements. Generally, the selection of beneficiaries included; the vulnerable but was largely inclined to the well- to-do fisherfolk engaged in large scale fishing. Some of the interventions especially those that targeted cooperatives excluded the poor, as the annual membership of the cooperative alone is USD 50. This largely emanates from lack of policy support lack of inputs and capacity to get viable fish catch. In a nutshell, poor households do not seem to have a stake in fishing due to their inability to invest in required in boats, fishing gear , tools and other accessories. Notably, a sizeable proportion of fisherfolk reported to have received some support from other agencies previously, which justifies the development of the value chain to address the problem of aid dependency.



The disruption of an FGD by a community member points to exclusionary activities of cooperatives and projects in general

Right holders have the knowledge, tools and technology to add value to their products

Training: All the supported fisherfolk sampled for the sake of the MTR received training on the various aspect of the fish value chain development. The trainees had to satisfy some criteria before enrolment into the programme. The criteria included, residency in the Eyl area, ownership of a fishing boat, a parent with children in the town, dependency on fishing. Young person's found some of the preconditions prohibitive. The common marine species targeted includes; Sharks, lobsters, crabs, octopus, snappers and Tuna. The training was conducted by an experienced trainer with long

standing experience in the sector. The areas of training included; Setting of nets for catching of fish; Preservation of fish, processing; self-grooming and cleanliness, fish consumption and nutritional value and marketing. Majority of the supported fisherfolk reported having been trained in catching of fish, preservation and processing. The three areas were internalized and applied.

Table 31: Reported Areas of Training

Training Area	Count	Percent
Catching of Fish	72	91.1
Preservation	65	90.3%
Processing	63	87.5%
Packaging	37	51.4%

The training and knowledge imparted to the fishermen had innumerable benefits to the value chain. After training, there was an 8 fold increase production of lobsters from 2 tons – 12 tons daily on a peak month. The pattern was observed as from 10 tons monthly, normal fish catch increased to 60 tons on a monthly basis. The increase production also benefited from the additional 40 fishing boats but optimized production wise by the training that was administered. The comparatively better performance among trained fisherfolk has elicited a lot of interest to undergo the same among untrained counterparts. In the remaining phase and the next strategy, the training needs to be expanded to include more numbers of interested fisherfolk to facilitate them get better returns.

Before training, masses of fish were going to waste as a result of lack of training or poor preservation techniques. After training, fisherfolk now carry the ice in the fishing boats, cover the fish from direct sunshine, know and practice other methods of preservations such as salting. Previously, in a 2 day fishing expedition, up to 70% of the fish could be thrown away, but the training has substantially reduced these post -harvest losses. The reduction of losses is able to sustain the fisherfolk in business as they previously suffered heavy losses due to combination of overheads and post- harvest wastage which left them with minimal or no profit at all. This is an important plus to the resilience of the fisherfolk.

Tools: Training was a pre-requisite of the tools provide to the supported beneficiaries. The sequencing lead to better outcomes as the beneficiaries ably applied knowledge acquired to increase production and other aspects of value addition.

The salient addition to the fishing sector was 20 boat engines which were handed over to the fishing associations locally known as cooperatives. The 20 boats are a significant proportion of an estimated 300 boats operating locally, which is significant injection of production capacity in the sector. Apart from engines, every two of the beneficiaries were also provided with a net, goggles and marine shoes. The observed fish production could have been better if more fishing friendly engines were provided. The preferred ‘Outbound’ Engines were overlooked for YAMAHA engines whose noise was associated with scaring away fish resulting to comparatively lesser catch. This calls for consideration of expert advice in case of any outstanding supplies. There was also a delay in supplying the Engines leading to loss important production time. However, the 20 Engines supplied by NCA/ KAALO was a reprieve to the fisherfolk who had struggled with mechanical problems of the aging engines for some time.

Table 32: Distribution of Value Addition Tools

Possessed Value Additions Tools	N	Percent
None	12	15.2%
Cooler / refrigerator	29	36.7%
Packaging materials	21	26.6%
Slaughtering space and tools	40	50.6%
Weigh machines	7	8.9%
Other specify	2	2.5%

The increased production resultant from training and expanded engine capacity needed matching preservation capabilities. The sequencing of the two would minimize potential post-harvest losses. Like Engines, there was delay in the set-up of the cold chain for fish preservation. The delay partially resulted from conflicts within the cooperative who intended to take control of the truck and cold chain without first considering the interests of the fisherfolk community. Cognizant of this KAALO considered taking custody the system until the cooperative could sustainably manage it and hand over after building the capacity of the cooperative. The authorities of Eyl as an interested party also indicated that the equipment release / commission needs is contingent after convincing assurance that the cold chain would accrue benefits to the community.

The MTR team also found some 4 coolers under test in readiness for commissioning. Due to these delays fisher folk opted to buy the ice packs to preserve fish in the sea and shortly offshore. With limited cooling facilities and increased output, fisherfolk are forced to sell at the prevailing prices to the local businessmen and foreign buyers from Yemen, East Africa and other vessels positioned in the sea. Fisherfolk also indicated that fish preservation is more needed in sea as they fish compared to afterwards when they can still sell their catch at the risk of going stale. The cost of buying ice packs for on-shore preservation at 10 USD per 20kg is costly input for fisherfolks. This implies that prioritization of on-shore fish preservation needs to have gone in tandem with offshore cold chain development. Notably, the cold chain which includes for coolers and truck fitted with transit cooler cannot meet the cooling space for outputs of small scale fisherfolk and 20 boats on a daily basis. The installation of solar power system for the cold chain is cost effective clean source of energy that will contribute to fishing value chain for a long time.

The combination of training and the provided nets increased the fishing capacity of the various beneficiaries. For instance some fisherfolk who originally had no capacity to catch sharks managed to do so for the first time and with consistence. The provision of nets with the dual intentions of catching sharks and other smaller fishes provided the opportunity to diversify the fishing products to their advantage.

The combination of tools that were distributed have supplemented the existing ones and expanded the capacity of fishermen. However, some crucial tools and technology are critically needed to ensure that the fisherfolk are able to preserve and market fish to their advantage. The absence of a drying machine has led to avoidable losses and exposed fisherfolk to exploitation by buyers taking advantage of the perishable products. There is also need for shelter for cold chain equipment provided by NCA for their effectiveness and durability.

Value -added products are produced

Fisher folk are yet to be fully orientated into value addition. Preservation through cooling and refrigeration were the only method found. Some of the fisherfolk practiced drying of fish to increase

shelf life. Other methods such as slaughtering packaging and salting were trace. With the increased capacity to catch sharks, fisherfolk need to separate fin and body meat for different markets and prices for better earnings. Generally, the fish value chain is yet to develop products as the focus is on increasing the fish catch and preserving it for the market. So far most of the fish produced is only preserved and aggregated and delivered to the ships where the buyers are or local businessmen are found. In some few restaurants and outfits some fish is prepared and sold as food which is even more as majority is also fisherfolk. The mindset of the fisherfolk and associations is largely inclined on increasing output and preserving without any idea of processing at this point. Further processing and hoarding for better prices are key considerations for improvement in the next strategy.

Table 33: Value Addition Approaches

Value Addition of Products	Frequency	Percent
Cooling /Refrigeration	44	61.1
Drying	23	31.9
Slaughtering and Packaging	2	2.8
Other	3	4.2
Total	72	100

The various methods of value addition had some positive gains on the fisherfolks. Majority of the fisherfolk reported reduction in wastages/ losses, prolonged shelf life and better prices. The combination of training and functional cold chain will therefore improve the outcomes of the fishing value chains in a big way.

Table 34: Contribution of Support to the Value Chain

Value	N	Percent
Minimized wastage and losses	59	74.7%
Prolonged the shelf life	54	68.4%
Fetches better prices	39	49.4%
Ensured consistency of supplies to my clients	6	7.6%
Reached more and different clients with my supplies	2	2.5%
Made different products for domestic and export market	2	2.5%
Was able to venture into high end markets	4	5.1%

Conclusion of the Outcome by Fishing Value Chain

Like other value chains, the focus of fisher folk support was to increase right holders profitability by increasing production and price of the fish products. There is no doubt the training, the tools and the boat engines distributed shortly before led to better capacity and increased production. Nine in every 10 supported fisher folk reported an increase in fish production. However, considering the demand, the quantity produced is not yet optimal. Apart from the direct benefits to the fisherfolk, the increased production pulled some more fish buying companies in the target areas of Eyl.

The fisherfolk indicated that even with the support they may not reach the optimum due to externalities of illegal fishing. For instance the fisherfolk are repulsed by armed illegal fishermen at some points making access to some fish areas difficult. The illegal trawlers were also found to have used crude fish catching methods such as hunting and injuring fish in-turn scares them away.

Table 35: Trends in Fish Production

Trends in Production	Frequency	Percent
Increased	71	89.9
No change No difference	7	8.9
Decreased	1	1.3
Total	79	100.0

The determination of prices of fish is not largely determined by market fundamentals, but largely by buyers and local agents. The main buyers of fish are exporting companies from Yemen, East Africa and other destinations through local agents. In most the circumstances fish from the cooperative members' boats are aggregated and sold to buying companies with boats docking to their required capacities. The agents of the buying companies also double up as the members of the cooperatives, which make it hard for the cooperative to negotiate for higher prices as agents largely cater for the interests of the buyers. The fisherfolk therefore so far cannot get favorable prices because they have no control of the market. The furthest the locals including cooperative can go is the aggregators point for now.

Overall, over the last three years, three quarters of the fisher folk reported improvement of their fishing enterprise. This implies the interventions so far positively impacted on the overall performance of fishing activities. This is underscored by findings of FGD which indicate that the success witnessed among the supported fisherfolk is attracting people in other livelihood sources to the sector. The sector is also enhancing diversification as in the case of some of drought stricken community members who were found to have been trained and now engaged in fishing as an alternative livelihood strategy also contributing to resilience.

Table 36: Fisherfolk 3 year Assessment of their Fishing Enterprises

Performance of Fishing Enterprise	Frequency	Percent
Improved	60	75.9
No difference	16	20.3
Declined	3	3.8
Total	79	100.0

5.4.4 Outcome 4: Women, men and youth gained access to local or domestic markets

In the farming value chain, efforts were made in Luuq to link farmers with transporters who in turn linked farmers with the markets that they patronize within the region. The linkages were envisioned to build synergies farmer so that truckers acquire transport business as farmers get fair prices in the destination markets. Apart from this, the agricultural markets were found to be largely controlled by aggregators and retailers. The review found that farmers' cannot sell directly to the consumers without passing through aggregators and retailers who largely control the market. With exception of aggregators who buy directly from the farmers in high demand seasons the rest of the market including the prices are regulated by middle men. The farmers appear to be comfortable without direct access to the market and middlemen exploitation, which implies that they are not properly sensitized The flip side however is that the role of middlemen is recognized in a complete value chain. The understanding of access to the market to the farmers is largely physical and not the buyers/ players in the market. NCA had tried to link fisherfolk with middlemen to negotiate better prices in the various markets but this did not materialize. The strategies used by fish buying

companies to put prices under control and supplies consistent require a strong cooperative or a more aggressive external market pursuit.

Fisherfolk: The local fish physical market is almost universally accessible by all (98.7%). The fish market is largely controlled by big companies jointly with local agents running a cartel-like control of the market where even the local agents for the companies who double up as cooperative leaders are pro-company for their individual interests. The fisherfolk are not happy with the prices (1.5 -2.0 USD per Kilo) and the overall market behavior but appeared helpless in the face of price exploitation. Further frustration is due to the fact that they have no direct access to the regional or international market thus operate under the terms of the exploitative buying companies. The difficulty in getting prices for fisherfolk is compounded by lack of good post-harvest handling particularly cooling/cold chain and transportation capabilities.

One of the main reasons that the locals have no control of the market are the lack of complete value chain. Majority of the fisherfolk lack the capacity to buy ice for fish preservation thus acquire it on precondition of selling the catch to the ice pack processors. The cooling systems have not been operational thus fisherfolk are obliged to sell the catch as there was no other way to retain freshness in wait for favorable prices. Apart from the international buyers, locally there are other buyers/ aggregators for the companies who take advantage of capacity lapses and also exploit desperate fisherfolk with the low prices.

The fish market is also subject to various global dynamics. Interviews with the local authorities and key stakeholder indicated the United Arab Emirates provided the best market for fish products from the area. However, due to some challenges in the economic environment and low purchasing power, the demand of the fish products went down. Lower prices ensued and remain relatively low to date. As indicated by the local authorities, the Emirates market was important in the determination of the prices.

Cooperative/ Association: Most of the capacity and market problems are traceable to a weak cooperative movement. The available rudimentary association mistaken for a cooperative is more of a welfare outfit with some vested individual interests. The membership criteria are exclusionary to small scale fisherfolk who do not possess fishing boats. The officials of key committees also double up as the local agents for the exploitative fish buying companies thus may find it difficult to advocate for better prices for the farmers. There is clear case of conflict of interest that can only be eliminated if the cooperative leadership is devoid of brokerage linkages with the buying companies. In the current form, the cooperatives cannot play the fundamental roles of acquisition of inputs, aggregation, marketing, price/terms negotiation and other pertinent roles expected of other cooperatives. Weak government regulation and oversight in the sector has largely contributed to this. A cooperative model cannot work in the absence of strong regulation.

Apart from members of the cooperatives, the other fisher folk still act alone in as far as selling their products is concerned. Fishermen are discontented with the prices but appear powerless as they are barred from the market due to lack of networks, link to the market and lack capacity to aggregate significant volume of produce to control the supplies which could potentially prevail on buyers into a negotiation. Recently, the Mayor of Eyl indicated that the various sprinter cooperatives were consolidated together with a board of management, officials and relevant committees. The changes are envisioned to enhance the role of the cooperative in production and marketing. This is contingent on transformation of the available associations into a real cooperative bringing fisherfolk

together to advance their common interests in production, marketing, welfare from one central command.

Table 37: Reported Roles of Cooperative Associations (by Fisherfolk)

Reported Roles of Cooperatives	N	Percent
Distribution of fishing inputs	19	57.6%
Marketing of fishermen products	4	12.1%
Training of fishermen	5	15.2%
Offering loans	2	6.1%
Advocacy on behalf of fishermen	17	51.5%
Linking fishermen to micro finance institutions	1	3.0%
Helping each other	17	51.5%

Beneficiaries see the role of cooperatives in the distribution inputs, welfare and advocacy. One in every eight beneficiaries have seen cooperatives role in marketing while 15.2% felt that cooperatives are also engaged in training and mentorship of fellow fishermen.

What we are concerned about as a government in support to fishermen is security and that is enough- Mayor Eyl

The fisher folk especially the KAALO supported segment have built a consistent market with the region. The markets include Galkayo, Garowe, Las Anood, Hargeisa and Burao on Somaliland. The fisherfolk supported by KAALO appears to have built interpersonal synergies and approaching the regional markets as an organized group with effectiveness. However, recently the regional markets especially in Somaliland have meted heavy taxes on fish products which are untenable for suppliers from Eyl.

Rehabilitation of Market to Address Physical Market Barriers

There have been progressive efforts to rehabilitate market spaces in the fishing area. The rehabilitated markets have largely benefited women who are the major players in the market. As indicated in the foregoing sections, the growth of business in Gawido, in Gedo region stimulated the local authorities to mobilize support for establishment of lighting infrastructure in the market. Women who were barred by darkness in a busy transit market got an opportunity to sell more products in more strategic locations in the market.

Advocacy for Removal of Policy and Regulatory Barriers

The MTR found unreported and unregulated fishing as the main barrier affecting the entire sector. However, there is no clarity on legality of fishing companies as licenses are not given in a central point. This is one of the areas in need of advocacy from the districts to the state and inter-country regional forums and other like-minded platforms. The local authorities were not found to have taken any steps in addressing the problem.

The heavy taxes meted on the supported economic empowerment initiatives such as farmers, business and fisherfolks has been a burden to the value chains and businesses. Farmers complained of high formal and informal taxes and unforeseen costs. Similarly, there the women supported for micro-enterprises noted local license taxes and import taxes and other costs are driving some out of business. Like in the case of Garowe, enterprises have been reeling under the weight of high rent costs inside public markets, high taxation and equally high costs of power. There has been minimal

effort to mobilize support for tax friendly laws or subsidies to boost production and businesses in the three supported areas of Garowe, Belet- Hawa, Luuq and Dollow. Similarly, in the farming sector, the agricultural policy has not been implemented, thus the local authorities and other interest groups tax farmers with minimal support. The next phase / strategy will champion on these policies placing the producers at center and protecting them from exploitation.

The fisher-folk pay up to 10% tax per every Kilo of fish sold at the market which is quite high considering the high costs of labor and fuel for the boats. Locally, the Office of the Mayor indicated that it was the prerogative of the Ministry of Fisheries thus the issue of taxation has to be approached from that level. The next strategy will need to focus on policy advocacy targeting key decision makers at the ministry level. However, the local authorities were found to be enforcing import fishing regulatory by-laws for sustainable marine resources. For instance, there is a ban to night fishing using torches as this is said to scare away the fish from the area. There is also a suspension of all fishing activities for small scale fishermen from the month of May to August due to risks associated with monsoon winds which also double up as a control measure to overfishing.

Cultural market barriers

Low local fish consumption volumes have created dependency on external markets. There were efforts to promote local fish consumption by KAALO through a sensitization campaign. In the medium and long –term, the effect of cultural barriers to fish consumption is envisioned to continuously reduce. Equally, the emerging markets will be an important supplement to international and other markets within the region.

Access to Market Information

Data from qualitative sources indicate that the farmers and the fisher-folk have limited understanding of what constitutes a market. Furthermore, the two in their respective value chains made little effort to improve the prices of their products despite their dissatisfaction. Four in every five fisher-folk have a source of market information. Market information among farmers is almost universal at 94.7%. The few who are not reached are vulnerable to exploitation. This is a gap in making choices that needs to be filled.

Table 38: Access to Market Information

Value Chain	Count	Percent
Fisher folk	64	81.0
Farmer	75	94.7

Sources of Market Information

The main sources of market information are the traders, which brings biasness on the determination of prices. Traders are source market informal for all farmers and two thirds of fisher-folk. Farmers and fisher-folk also share market information from own interactions. Middlemen/ brokers are also source of market information. There is therefore an array of sources of information from where farmers and fisher-folk can make decisions. The awareness on markets has been done but the set-up has markets under the control of middlemen and traders making it difficult for trader to adapt goods to the market.

Table 39: Sources of Information

Sources of Market Information-Fishermen	N	Percent
Mobile Phone	14	21.9%
Radio	2	3.1%
From fish traders	43	67.2%
From other fishermen	34	53.1%
From Middlemen/ Brokers	8	12.5%
Own research from the market	1	1.6%
Fishing cooperative	1	1.6%

Sources of Market Information- Farmers	Count	Percent
Mobile Phone/ SMS alert	72	51.4
Traders	139	99.3
Farmers	113	80.7%
Middlemen Brokers	130	92.9
Own Research	131	93.6

Recommendation

- Expand the reach of more fisher-folk by training and providing them with fishing tools to engage in fishing to better their livelihoods.
- There is need for distribution of sufficient tools to reach all trained fisher-folk, departing from the current practice where a pair gets one set of tools which limits production
- Consider providing affordable ice packs for fish preservation in the fishing process in the sea
- NCA needs to support fisherfolk to invest in Cold chain expansion and shelter to match the production capacity brought about by additional engines, training and tools
- For value addition and better prices, a drying machine is required. The machine also important for minimizing wastage especially when the cold chain capacity is exceeded
- Consider a different Engine model in the next supplies since the Yamaha type is noisy for effective fishing. Outbound preferred
- Structure the cooperatives, re-engineer their mandate and build their governance and operational capacity for collective sourcing of inputs, aggregation, marketing and credit
- Support local authorities, cooperatives and local companies to establish direct linkages with destination markets in Yemen, E.A, Europe and Asia through networks and strategic partnerships
- Revitalize/Open up the UAE markets which had comparatively better prices of between 10-25USD per kg
- Focus on value added products by supporting the communities to bring on strategic partners from within or outside to invest in fish processing/ canning for the export market
- Support local forums to increase the visibility of unreported and unregulated fishing to key strategic media spaces for advocacy
- Support communities to engage ministries of finance and local government to review the taxes on the fish products to encourage production
- Come up with a grievance redressal mechanism to handle conflicts such as the delayed cooler operations to ensure that public interest overrides individual interests.
- Coordinate with FAO and other implementers to avoid duplication and focus on appropriate gaps
- NCA needs to continuously align fish value chain development efforts to government priorities and plans

Education

5.5 Education for Sustainable Development

Education is an important investment and a precondition to achieve the goal envisioned in theory of change. The education sector in the target areas struggled with infrastructure, teachers, gender disparity, lack of streamlined national systems, weak management committees and various contextual hindrances in the advent of the strategy. These factors were found to have contributed to low enrolment of children of children, especially girls in schools. The strategy envisioned implementation of interventions to increase access to quality educations for all. This also included promote interventions for retention of girls in schools. The MTR therefore assessed the midpoint progress in key outputs and the outcome of expanding equitable and quality education for all with particular emphasis on retention of girls.


In 2017-2020, NCA and partners intended to support 74 primary schools from which around 20,672 pupils with gender parity would acquire equitable quality education. For quality education the strategy envisioned support and retention of around 480 teachers to continuously deliver education consistently. This coupled with training of community education committees was envisioned to improvement of management of schools and in turn reach out parent fire retention of girls in schools.

Unlike before, the Ministry of Education Jubaland was more visible with some tangible presence in the oversight of education activities in and out of schools. In some districts such as Dolow, Belet-Hawa and Garbaharey, the District Education Officers were found to have worked closely and even trained CEC alongside NCA and partners. This provides NCA and partners with opportunities to support harmonization of curriculums and national examinations. . Notably however, the MoE has made some progress the harmonization of curriculum and administration of Exams. The government has now taken control of these education components which are anticipated to promote the quality of education.

NCA education interventions during the strategy implementation period were confined in the Gedo region. There was a mix of direct implementation and indirect implementation through partners in the 74 supported schools. During the period under review, the role of NCA ranged from providing entire support to supplementation through selected interventions such as; provision of teachers' incentives, teaching and learning materials Teachers and Community Education Committee (CEC) trainings among others. Apart from NCAs implementing partners, Other actors contributing towards this arrangement include; WFP, NRC, HIRDA, UNICEF, Somalia Humanitarian Relief Action, UNICEF, Diaspora Community and MOE- World Bank Project. NCA leveraged on the presence of some agencies such as WFP for promotional interventions to increase retention in schools.

5.5.1 Outcome I: Equitable access to quality primary and secondary education expanded for all

The MTR intended to determine the progress made in expanding equitable access to quality education by looking at statistics and progress in other non- numerical pointers. However, most of the



Education status is improving. Each school is getting better day by day

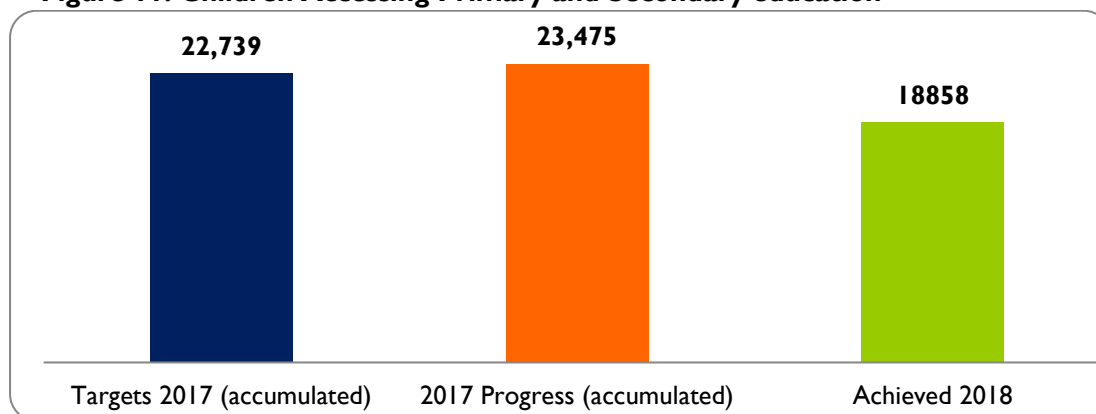
schools were found to have incomplete records with some having none at all.

To increase access to quality education NCA, partners and stakeholders in Gedo region intended to focus on teacher's incentives and capacity building, expansion of classrooms, provision of teaching and learning materials support to national examination and building the capacity of CECs.

Access to secondary education is restricted to few (5) supported secondary schools. The coverage of secondary schools is still skewed with many districts not having a single secondary school in Gedo region. In the period under review, a new secondary school was established in Luuq and became big motivator for pupils who could potentially drop from primary school for fear of not getting access to a secondary school.

Overall the enrolment in the vast majority of the assessed schools has been increasing. This implies the combination of the interventions is attracting children to schools. The analysis of data from sampled schools indicated an overall annual enrolment has improved by 22.7% by 2017. Secondary data shows that 23,475 pupils were in school against target of 20,672, which amounts 13.5% increment. In 2018, the enrolment dipped from 23,475 to 18,858, representing a 20% decline. This decline which surpassed the baseline was a result of insecurity emanating from AS attacks leading to closure of 21 schools. This gap will need to be bridged going forward. There are however some discrepancies between primary and secondary data that require post enumeration verification comparing accuracy of registers by physical count.

Figure 11: Children Accessing Primary and Secondary education



School supplies were an impediment to access to quality education in the beginning of the strategy. In response NCA continued to support schools with varied supplies based on the needs to some select schools. Supplies included; text books, exercise books, assorted stationery, sports supplies such as sport balls. In addition secondary schools received some laboratory equipment for science practical. In some schools, NCA provided supplemental supplies important for increasing equitable access to education. In some schools, HIRDA, UNICEF, DRC, NRC and World Vision also supplied some materials along with NCA and partners. The supplies included materials such as desks, text books and promotive material that NCA did not supply.

Parents pay Madrassa fees for their children willingly but struggle to either pay ordinary school fees or buy stationery

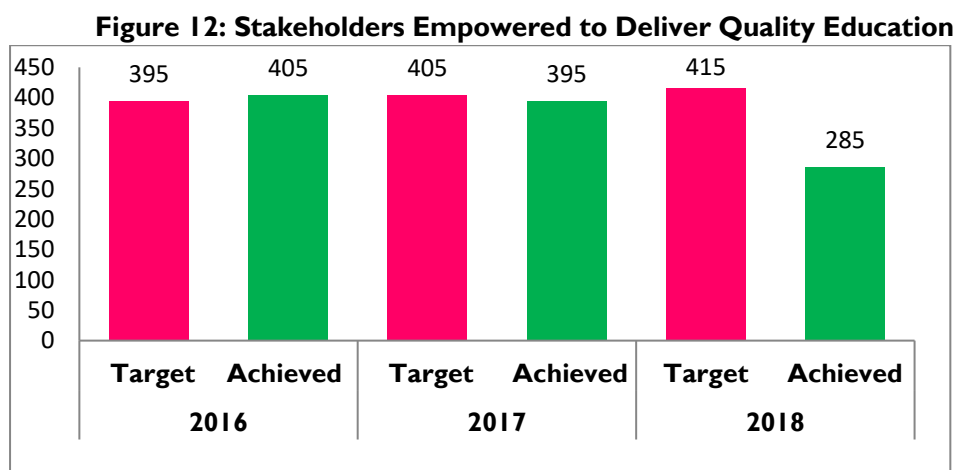
In NCA supported schools, the basic learning materials have been sustained since 2016. The supplies were sufficient to cover the additional learners resulting from increase in enrolment.

However, significant proportion of the schools decried water shortages. The secondary schools also indicated struggle with electricity, text books and some lab equipment and a complete laboratory like in the case of Burdhubo secondary school. Some pupils/ students were also found to have dropped out of school due to lack of fees and basic commodities such as uniforms.

Enrolment and progression in the supported schools is negatively affected by their incompleteness in number of levels from lowest to highest. Majority of the schools assessed had standard four as the highest class thus the transition to standard five and beyond scatters them to other schools with some ending up drop outs. The need for certification has also pushed some pupils cross border schools in Kenya especially from standard 7 onwards. However, in the last two years, the Ministry of Education in Jubbaland has started new examination administration. For enhancing the quality and authenticity of education, hence reduction of pupil’s exodus to cross boarder countries. It further provides an avenue for NCA and partners to support and work with government to raise the standards of education in the region/state.

Training and Support to Community Education Committees

All the supported schools were found to have CEC with representation of both genders. Majority were found to have been trained as envisioned. NCA has been the predominant trainer of CECs, with comparatively more beneficiaries compared other agencies. There has been a positive trend in engagement of community stakeholders in the delivery of education from 2016 and 2017. However, in some schools, the engagement of stakeholders slowed down as schools struggled with escalating security situation in 2018. The reduction of 28% is quite significant calling for concerted efforts to reverse. Notably, the reduction resulted from closure of schools due attacks, a factor to be considered in sustainability plans.



Source: Secondary Data

The CEC remained an important link between the community and the school which includes pupils and teachers. There is varied CEC understanding of their roles with those trained implementing them with more clarity. The trained CEC found to have been particularly empowered to provide oversight and available for consultation in the all activities to be conducted in the schools. CECs are of the view that with training they are able to manage the schools as required. This contributes to quality and equitable education in the schools.

After training CEC are doing a great job and managing schools properly.
DEO- Elwak

Apart from acquiring knowledge and skills to manage schools, some CECs have been promoting child to child (CTCs) approaches in the schools. The training has also stimulated CECs support for girls education exhibited by their follow up of drop outs girls and fighting harmful traditional practices such as; FGM and early marriages and negative cultural stance on girls education . The CECs also reported to have gotten better in resolution of conflicts between teachers, parents and schools. The CECs were also trained and sensitized on topical areas such as WASH and were instrumental in the applications in the schools and communities. Notably CECS have also taken lead in repairing infrastructure in schools such as classrooms which ensures learning continuity.

The trained CECs strengthened mobilization skills to attract various stakeholders in support of the schools. For instance in Elwak district, the CEC secured support from some private sector players which included schools supplies such as; desks, chairs, windows and repairs from some schools. The CECs were also found to be reaching out to the district education office with improved coordination. This has been enhanced by interaction of two in trainings where the DEOs facilitated. Some other schools such as Qurdubay primary are largely marginalized with the current CEC indicating that no government official has visited the school for over three years. Without any contribution from parents such schools are dependent on donors and highly unsustainable.

So far some schools are still run by untrained committees which need to be the focus of the next phase of the strategy. Some schools also experienced turnover of CECs, which demands replacement with trained ones for consistency. There are calls for incentives as CECs get closely involved in school management and getting a sense of deserving some compensation. In the remaining phase of the strategy, there will be need for a response to this expectation. Generally, enhanced role of trained CECs is improving the management of school thereby contributing to increased access to education.

Teachers Training and Support

The strategy recognised the centrality of teachers as an input to achieving quality education for all. NCA and partners has been providing varied support to school by supporting incentives for all or proportion of teachers depend on the need. The ratio of teacher per pupils currently in the supported schools stands at 1:60 which an improvement from 1:70 in 2016.

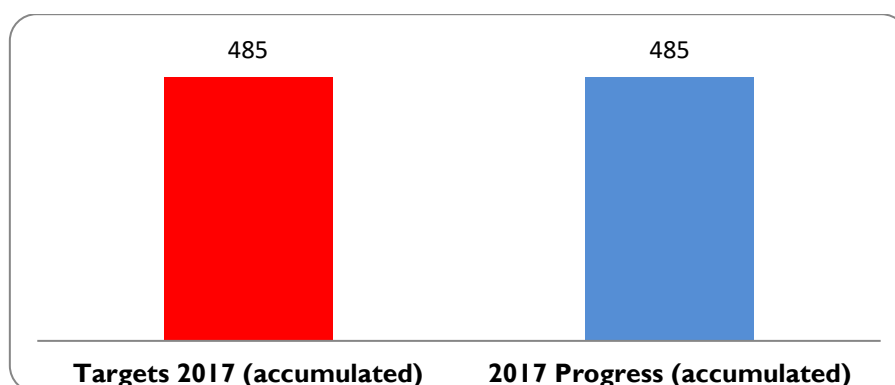
With a significant proportion of schools with up to midway classes, there are very few teachers on average. There is variation between data drawn from primary and secondary data sources implying need for comprehensive verification onsite.

The envisioned level of teachers (485) remained in schools which means there was effective replacement. This concurs with primary data which shows that there was minimal turnover. Teachers' turnover is driven by the need for better incentives from the current 90 USD per month. There is also fear of insecurity hence resulting to departure from previous schools. There have also been delays in payments of incentives and at times funding gaps for up to six months in schools such as Ode primary reportedly associated with donor project cycles. It is also important to monitor the delays instigated by partners when they have already received the funds for corrective action.

There are concerns of quality as some of the teachers were found to have primary school as their highest qualification. However, in majority of the schools, NCA provided teachers training and subject upgrading. Notably however, schools in the far rural and some hard-to-reach areas such as

Qurudubay were found to be missing out on key services including teacher and CEC training and others.

Figure 13: Number of Teachers Engaged in Schools



Classrooms and Infrastructure

Generally, schools near the trading/ urban centres such as Belet- Hawa have comparatively better infrastructure and learning spaces than rural marginalised areas. This is a consequence of limited support due to insecurity. Some schools were found to have collapsing rudimentary structures made from local materials. In other cases such as Qurudubay in Dolow two classes shared a single classroom each with a teacher one teaching from the front side and another at the back with respective pupils.

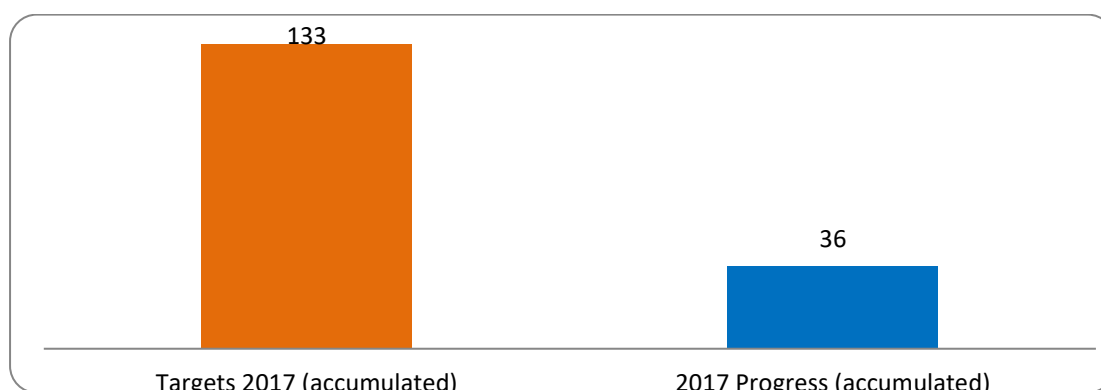
NCA and partners have constructed and renovated some class rooms in a few schools and established temporary learning spaces. NCA and partners are still lagging behind in the expected renovations and construction of learning spaces in the schools. By the end of 2017, 15 (one quarter) of the total temporary learning spaces were in place. Similar patterns were observed in the rehabilitation of temporary spaces with, 11 out targeted 38 rehabilitated by 2017.

The expansion has increased access to education for additional pupils previously struggling with lack of space. Despite these gains there is still massive need for space in the supported schools. There are questions around the sustainability of temporary learning spaces and NCA focus on emergency kind of learning spaces instead of permanent ones inclined to the shifting approach to development. However, it is a requirement by most donors to enable emergency learning which needs to be considered in the next strategy in-line with the national development plan.

The construction and separation of latrines by gender 38 were targeted out of which 10 were completed. However, there are still some gaps in WASH facilities including separation of latrines for boys, girls and teachers in some schools. In others, the available latrines are in need of renovation and repairs.

Overall, the strategy envisioned establishment of 133 different pieces of infrastructure including; learning spaces and latrines. Overall, 36 were completed which represents 28% of the total target. This implies that the capacity to deliver infrastructure in school is limited to a small fraction due to funding shortfalls.

Figure 14: Targeted Vs. Achieved Infrastructural Establishments in Schools



Conclusion of the Outcome

NCA and partners made some progress towards the outcome of increase in equitable access to education. There was an improvement in enrolment in the schools. So far the support to school in terms of supplies and infrastructure cannot guarantee universal quality education for all. However, the supplies support to teachers, CECs training and other interventions are in line with the targets. The aspect of quality in the outcome is far from achievements due to struggles with learning environment, lower qualification of teachers, limited learning materials and lack of national certification. The current strategy needs to fully focus on access to pave way to pursue quality in the next strategy. The support to some schools overlapped with support by some other agencies hence, NCA made partial contribution to the outcome.

5.5.2 Outcome 2: Increased retention of school aged children with a focus on the girl child in targeted schools

At the design of the strategy in 2016, boys enjoyed comparative advantages in opportunities and decision in the household and community level. This had led to gender disparities in education indicators skewed in favour of boys. The cultural position on girls' education is that of home makers while giving boys more flexibility to pursue education and other opportunities in work employment and business. Other drawbacks to girls' education include lack of hygiene kits, FGM and early and forced marriages. Due to challenges of displacement, drought, pastoralism and resultant migration the retention of girls becomes difficult as boys unlike girls can be left with relatives to attend school away from home.

Even with a Doctorate, she remains in the umbrella of womanhood with the kitchen as the final destiny-

Overall there is improvement in enrolment of girl observed from statistics and from discussions with the various education stakeholders. The combination of pulls factors and sensitization has been associated with improvement of gender parity in many schools. Out of the 25 schools, assessed, 13 were found to have more girl than boys. NCA and partners have particularly embarked on commodities and pull set-ups that attracted and retained girls in schools. The commodities include dignity kit and cooking oil, food voucher and school feeding with some focus on separate latrines for boys and girls in some schools. However, the consistency of these attractions and coverage has not

been equal to enrolment and retention gaps in need of attention and reversal. Long distance to schools also remained an impediment to retention of girls even after the implementation of other strategies. There are still cultural stereotypes discouraging girl education and opting for other traditional alternatives such as early marriages in need of reversal.

Promotion of Girl's Education

Some schools were also found to have more girls than boys for two main reasons. Boys were withdrawn from local schools to better cross border schools in Kenya and Ethiopia where they have better prospects of education and national examination. In other communities with the large herds along the Juba River, some communities were also found to have withdrawn boys from the schools for supplemental herding purposes. In other schools, the asymmetrical promotion of girls' education resulted to more girls than boys in some schools. In El-wak for instance, the district education office indicated that girls were more preferred in terms of promotional incentives compared to boys. The strategies applied in retaining girls in schools are working, but needs to be implemented with concurrent monitoring and response to boys. This is so because the original intention of the intervention was to have gender parity.

The provision of motivators such as sanitary pads, oil and food vouchers varied in sufficiency and consistence. For instance some schools reported shortage of pads, while others complained about the withdrawal of school feeding. Some schools such as Elbanda and Aminur secondary, no affirmative actions were taken.

The lack of secondary school in sight for transition also appears to be affecting pupils' morale to complete school. In light of this, education officials have called for establishment of secondary schools in each of the districts with intentions of better transition rates. This is considering that districts with secondary schools had reportedly better transition rates compared to those without. Peer to peer influence between girls was reported to have encouraged potential drop outs in school. Disruptive use of mobile phones especially in secondary schools has also been associated with poor performance and drop outs. However, the net effect of these needs to be followed up in subsequent assessments.

Conclusion of the Outcome

The interventions aim at increasing girls' retention in schools are working as girls are getting at par with boys or taking a bigger proportion in majority of the schools. However, there is cross border migration and local progression of boys to other schools midway and toward completion in pursuit of certification which may conceal the actual ratios. There are concerns on the sustainability of the gains made in retention as in one of the schools the withdrawal of school feeding programme resulted in significant dropouts. This was also observed in some households' dependence on food vouchers given to the girls attending school. NCA partnership with other agencies such as WFP in enhancing retention of girls in school was effective. The same can be said of the education officials and CECs which demonstrated vigilance follow up of some girl drop outs. These and other interventions need to be pursued in the remaining part of the strategy along with other sustainability arrangements.

Recommendations

For increased access to quality education and retention of girls in schools, the MTR recommends the following:

Recommendations

- Expand supported schools and geographical coverage to restore the 2017 levels of enrolment
- Support schools to maintain proper records
- Undertake physical verification of data/ census of teachers and pupils in schools for accurate data
- Address education supply gaps in the school on a need basis
- Review teachers' salaries in coordination with other agencies
- Mobilize support for the construction of additional permanent classroom space and gender disaggregated latrines for pupils and teachers especially in hard to reach areas
- Increase the number of teachers to bridge the teacher student ratio
- Promote co-curricular activities in the schools
- Linkages of secondary school graduates to post -secondary scholarships
- Address water shortages in the schools and electricity bills in secondary schools
- Continued capacity building of untrained teachers and CECs
- Provide support to enhance capacity of district education offices
- Consider continuation of school feeding and affirmative activities such as vouchers and sanitary pads for vulnerable girls especially in the hard to reach and rural areas
- Advocate for construction of secondary school in the districts without one
- Advocate for construction of a regional teacher training college to produce competent and certified teachers
- Construct and equip laboratory in Burdhubo secondary school

5.6 Assessment of NCA'S Response to Emergencies

NCA has long standing track record in response to various emergencies in Somalia since 1993. Apart from the mainstream interventions the country envisioned emergency response as a vertical intervention to alleviate the suffering and save lives resulting from climate shocks instigated by flooding and drought. NCA emergency programmes focused on food security, resilience, life -saving water, education, and GBV in emergencies. The emergency interventions were implemented in the needy locations of Nugaal , Sool , Hudun, Qardho, Eyl and Bari in Puntland and Luuq, Dolow, Garbaharey and Dolow in Gedo region. For the assessment of NCA response to emergencies, the emergency programme in Gedo, Garowe and Dangoraye were sampled for the mid-term review.

A hungry belly has no ears
– Head-teacher Salama
Primary

The MTR sought to assess NCAs response to emergencies in a four point standard criteria focusing on appropriateness, effectiveness, right-holders engagement and beneficiary satisfaction with the emergency services. Two locations were selected to gauge NCA response overall management of emergency response at household level with Gedo schools targeted for institutional response. The MTR sample was drawn from sample of household and schools who received emergency support in order to assess NCA's handling of the emergencies.

Appropriateness

In Garowe and Dangoraye, and Gedo regions, NCA intended to alleviate loss of lives and suffering associated with drought instigated water and food security gaps. The drought was pushing the communities to trek for up to 60 km to access safe drinking water hence exposing them to drinking unsafe water compounded with limited hand-washing and resultant communicable diseases. The shortage of water and eventual exposure to disease causing pathogens made communities vulnerable to water borne diseases in absence of hygiene promotion. Women and girls are exposed to the risks of GBV attacks as they trek these long distances in search of water with poor mechanisms of protection and coping mechanisms. NCA emergency response was geared towards saving lives through WASH service, improving access to life – saving food. In the schools, the emergency response was integral to continuity of school attendance.

In Gedo, the schools targeted were in marginalized drought ravaged villages struggling with water shortages, food insecurity and pasture for the livestock. School going children were enjoined in the struggles threatening to push them out of school. In two out of the five schools assessed almost all pupils had left the school before the NCA’s emergency intervention. For instance, drought instigated migration and resultant water shortages threatened closure of Qurdubay primary school before NCA established a water point. It is in this area that a crocodile had grabbed and killed a girl as she sought water in the receded Jubba River.

The emergency response targeted the vulnerable households who usually bear the consequences of drought largely associated with poverty and limited resilience. Data shows that the targeting of the emergency response was found to have been directed to the deserving households. The interventions reached a mix of host community, IDPs and a few returnee households. In Dangoroye, over two thirds of households (68.8%) were IDPs with one third of the same in Garowe. Two thirds of the respondents of the supported households in Dangoroye had no education while, 61 percent were found to have no education in Garowe. In both locations, over 20% of the supported households were female headed and deserving emergency support.

Table 40: WASH Needs at the Time of Drought

WASH Needs	District	
	Dangoroye	Garowe
Domestic Water	48 (100.0%)	41 (97.6%)
Hygiene kits	24(50.0%)	24(57.1%)
Sanitation facilities	30(62.5%)	16(38.1%)
Hygiene promotion (outreach)	1(2.1%)	12(28.6%)
Others	5(10.4%)	0(0.0%)

Table 41: Food priority needs during drought

Food Needs	District	
	Dangoroye	Garowe
Food not enough (Quantity)	33(68.8%)	36(85.7%)
Food not affordable (Cost)	14(29.2%)	18(42.9%)
Food not balanced (Dietary diversity)	10(20.8%)	18(42.9%)
Others	10(20.8%)	1(2.4%)

The WASH interventions implemented were appropriate to the needs on the ground. The supported communities had almost universal needs for safe drinking water, while two thirds were in need of sanitation facilities especially in Dangoroye. Over 50 percent was in need of hygiene facilities

in both locations. The WASH intervention and food security thus were important interventions for support.

Table 42: Characteristics of the Supported Households

Type	Dangoroye		Garowe		Total	
	Count	Percent	Count	Percent	Count	Percent
Host	13	27.1%	51	100.0%	64	64.6%
IDP	33	68.8%	0	0.0%	33	33.3%
Returnee	2	4.2%	0	0.0%	2	2.0%
Total	48	100.0%	51	100.0%	99	100.0%

Timeliness

NCA response to the drought emergency was generally timely, especially in Dangoroye. Up to 87.5% of households received support immediately and shortly after the onset of the drought. In Garowe, three fifth of the households indicated that they received support immediately and shortly after the onset of drought. A significant proportion of close to 40 percent in Garowe were reached by the support much late. One in every 9 households was reached towards the end of the emergencies when they had already suffered. Overall, the response scored 75% in terms of timeliness to the emergencies at household level. In the supported schools, the response was reported to have been timely. However Saladin primary school in Luuq District indicated there was a delay in response until the effect was almost setting in. In the schools, pupils were also sensitized on appropriate hygiene practices to prevent waterborne diseases potentially emanating from the drought instigated water shortages.

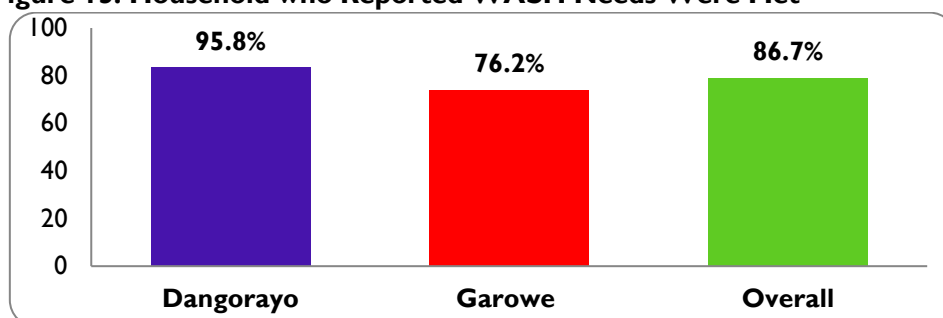
Table 43: Timing of NCA Response to Emergencies

Timing of Response	Dangoroye		Garowe		Total	
	Count	Percent	Count	Percent	Count	Percent
Immediately	18	37.5%	4	9.5%	22	24.4%
Shortly after	24	50.0%	22	52.4%	46	51.1%
Much late	5	10.4%	11	26.2%	16	17.8%
Towards or at the end of Emergency	1	2.1%	5	11.9%	6	6.7%
Total	48	100.0%	42	100.0%	90	100.0%

Effectiveness

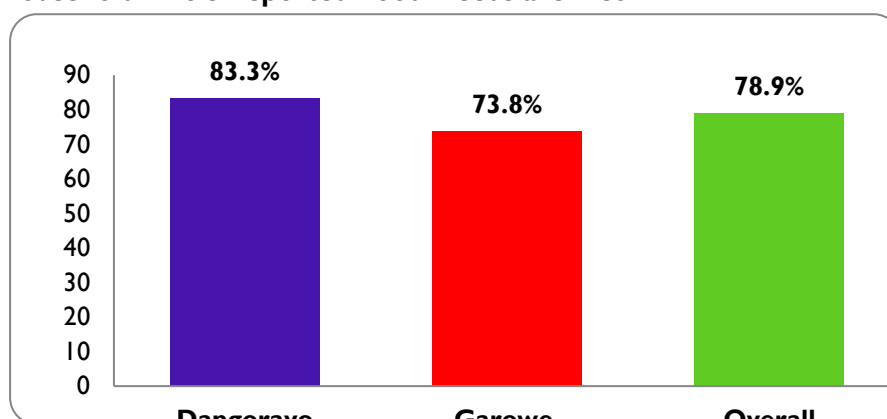
WASH was the priority interventions to communities in all the three locations. The MTR assessed whether the WASH needs were met during the emergency response. Almost all households in Dangoroye had their emergency water needs met. Almost a quarter of households in Garowe (23.4%) indicated that their WASH needs were not met.

Figure 15: Household who Reported WASH Needs Were Met



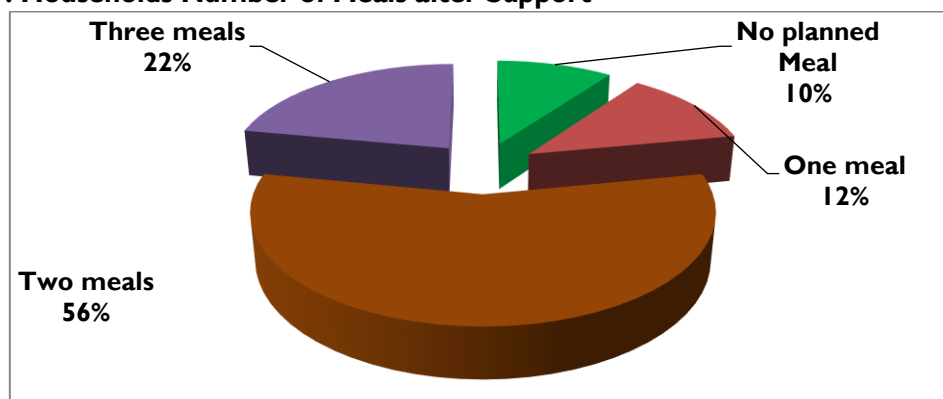
Five in every six households in Dangoroye indicated that their household needs were met by NCA's response. Three quarters of the households in Garowe indicated that their food needs were met. Overall the response was able to meet the immediate food needs for 78.9% of households. However there is slightly over one fifth of households whose food needs were not met at the time and exposed to adverse effects of drought.

Figure 16: Household who's Reported Food Needs are Met



After NCA support, around one fifth of household had access to 3 meals per day. Over half of households had access to two meals. Notably another one fifth either managed one meal consistently or on ad-hoc basis. This implies that the support provided to the households alleviated them from the risk of food shortages.

Figure 17: Households Number of Meals after Support



Right Holders Engagement

NCA largely approached community focal persons and opinion leaders as an entry point for emergency response. In both districts around 40 percent of households reported having been directly consulted pre- response. This implies that majority of assisted households had no direct access to the NCA emergency team to present their grievances. In line with this, only one quarter of beneficiaries 25.6 percent indicated being conversant with NCA emergency focal points. Notably, 87% of the beneficiaries overall felt secure as they received both food and WASH services. Notably, in Garowe, almost a quarter (23.4%) felt unsafe which raises fundamental questions of the perception of security of IDPs in Garowe.

Table 44: Beneficiaries Pre- implementation Consultation

Consultation	Dangoroye		Garowe		Total	
	Count	Percent	Count	Percent	Count	Percent
Household Member	6	13.6%	11	33.3%	17	22.1%
Respondent	10	22.7%	5	15.2%	15	19.5%
Other members of the community	28	63.6%	17	51.5%	45	58.4%
Total	44	100.0%	33	100.0%	77	100.0%

Satisfaction with Emergency Response

Overall, the rate of satisfaction with emergency food support services was higher in Dangoroye. Sixty eight percent of the respondents in Garowe were very satisfied with support while 22.9% were somewhat satisfied with support. In Garowe, close to a quarter reported full satisfaction with support of food vouchers. Gedo schools indicated that NCA has been instrumental as the lone agency supporting them during emergencies. The schools expressed satisfaction with support in water services, but equally raised concerns about 5 USD food vouchers per student as being too little in comparison to the family sizes expected to be fed. This considering that family was an indirect beneficiary.

Table 45: Households Satisfaction with Food Support during Emergencies

Satisfaction With Food Support	Dangoroye		Garowe		Total	
	Count	Percent	Count	Percent	Count	Percent
Dissatisfied	1	2.1%	0	0.0%	1	1.1%
Somewhat dissatisfied	1	2.1%	3	7.1%	4	4.4%
Neither satisfied nor satisfied	2	4.2%	4	9.5%	6	6.7%
Somewhat satisfied	11	22.9%	25	59.5%	36	40.0%
Very Satisfied	33	68.8%	10	23.8%	43	47.8%
Total	48	100%	42	100%	90	100.0%

Conclusion of Emergency Response

The interventions implemented in response to drought emergencies were found to be fitting and appropriate. The interventions implemented through schools were not only found to have contributed to school continuity but also alleviated suffering of households. The overall timing of the emergency response was good. NCA's response was immediate or shortly after the emergency except in one school. NCA was largely responsive to the needs and priorities of the right holders with commendable effectiveness. There was more effectiveness in increasing access to water

compared to food security in the two locations. The food vouchers provided to the targeted households were reportedly small for the sizes of the affected family. This is considering families hosted more people beyond the average household size of 6 envisioned in the voucher programme. Overall, the emergency response left close to half of the right holders very satisfied, 2 in every five satisfied while one in every 20 households expressed dissatisfaction. There were observed differences in responsiveness and effectiveness to emergencies in Garowe and Dangoraye from which valuable implementation lessons can be drawn.

Recommendations

- There is need to improve emergency response time to mitigate impact of emergencies for all
- Closer engagement with right holders at the identification of needs and priorities is required for responsiveness to the felt needs
- There is need to improve life-saving food support in line with needs in future emergencies through close partnership with WFP and others
- Build synergies between school and household-based emergency response interventions to maximize impact
- Come up with permanent solutions to emergencies through climate smart interventions integrated in key sectors
- Align emergency response to DRR planning and implementation

5.7 Intervention Alignment to the Outcomes

Every year, NCA developed detailed implementation plans with activities aligned to various outcomes. Except in a few occasions where contextual realities changed the intentions to implement some activities, outcomes were found to have fitting activities. However, as will be found in the on-going sections, the implementation approaches employed in some activities varied from the original intentions which affected results. The inadequate technical support to the partners has been largely blamed for some deficiencies in the implementation approaches. The detailed account has been made on outcome discussions followed by applicable amendments in the theory of change.

5.8 Sectoral Synergies

WASH and Education: The WASH programme has extended water access along with improved sanitation facilities in schools. In return, schools have also been critical to disseminating hygiene information to households and communities through (pupils and CECs) and also contributing to the WASH objectives of the strategy. WASH support in schools especially with girl-child focussed interventions such as separate toilet facilities and dignity kits are contributing to a higher enrolment and retention of girls. There is however a missed opportunity where women entrepreneurs may have been considered to supply the kits in the spirit of synergy. Lastly, water points near schools keep communities in certain locations without necessarily migrating at times of drought which brings stability and retention of pupils in the schools. WASH interventions also averted water related diseases and in turn reduced illness related absenteeism in the schools. This contributes to better learning outcomes. Overall WASH and education interventions in schools enjoyed good implementation synergy.

WASH and GBV: Bringing water and sanitation facilities closer reduced vulnerability of women to GBV. In the IDP camps of Mogadishu for example, water and latrines access closer to households reduced the risks associated with sexual violation of girls and women, while using the facilities especially at night. This has contributed to reduction of exposures to GBV especially in the IDP settlements.

WASH and Emergency Response: The established water points in response to drought especially in Gedo region are contributing to more durable WASH solutions in the community. The hygiene promotion activities under the emergency response also contribute to informed communities. Notably also, existing and newly established facilities alleviate the impact of emergencies especially high access areas. The existing water infrastructure has also been used for extension to underserved areas with proportionately higher impact of the emergency.

GBV and Education: In effort to retain girls in schools, the schools have spoken against FGM as one of the drivers of early marriages and girls dropouts. On the same vein, FGM interventions also complemented school efforts to enrol and retain girls in schools. Notably, there is a missed opportunity to extend GBV interventions to address potential violations of girls in schools. Intervention code of conduct, spaces, referral mechanisms and separation of sanitation facilities for girls could be considered for integration.

Economic Empowerment and Education: Economic empowerment was found to create resilience, increase income whose effect is extended to the various NCA sectors. Women entrepreneurs, farmers and fishermen reported that with better income returns their children no longer dropped out of school for lack of fees and other education needs. Sanitary kits provided by women supported with income generating activities. There are however still missed opportunities of integrating education and economic empowerment e.g. in construction works.

Economic Empowerment and GBV: Women supported through microenterprises and value chains were more independent and not vulnerable to repeat abuse by their spouses. In a few cases the beneficiaries of economic empowerment were found to have formerly been engaged in FGM project and championed for the same as a complementarity. In the IDP camps the economic empowerment of GBV survivors gave them options away from the spaces they faced violations and vulnerabilities and deterrence of potential relapses. Vulnerable women likely to engage in risky means of livelihood with potential violations also found alternative in NCA and partners economic empowerment opportunities. Financial stability also brought some cohesion in families with reduced dependency on the husband as the sole provider.

Economic Empowerment and WASH: Supported women entrepreneurs in Garowe indicated that increased income earned through economic support enabled them to afford safe drinking water. Before then, households would go for saline water from boreholes which are unsafe for drinking. Increasing access to safe affordable water was also found to free some income for the households which can be invested or directed to other resilience uses. In some markets such as Gawido in Belet- Hawa, the supported women who run restaurant business were dependent on water supplied from NCA supported WASH project. Without it, running this kind of business may not be possible or could be a relatively costly to venture. In addition, the graduates of vocational training were absorbed in NCA WASH supported projects directly or through water companies such as BELEWASCO, NUWASCO from which gained employment but also provided skills. Increased access to water made water available for watering livestock which empowered households engaged in livestock production and indirectly saved watering time for use in other productive activities.

Value Chain and Microenterprises: In Gedo region, NCA economic empowerment included support to agricultural and horticultural value chain and Microenterprises. The groceries being sold in some markets are traced from the supported value chains. With the local markets, the supported entrepreneurs brought some commodities closer to the communities which save time and money that may have been used to source them in other markets.

Vocational Training and Fishing Value Chain: Even as the two sectors are geared towards economic empowerment the training offered to the fisher folk was central to increasing production. The link between GVTC training and fish production was found to be central to the success. Since the objective of vocational training was to get youth into self or formal employment, the fishing value chain provides an important opportunity for self-employment.

Education and Emergency Response: The food voucher support and water provided to school children during drought was a critical element of school continuity. During severe drought, some schools were closing down over children absenteeism and migration of families. The response had significant effect on school attendance ensuring access to life saving food and water at households and stability schools at this critical time.

6 Progress and Validity of Theory of Change (TOC)

NCA and partners undertook deep and guided reflections on the overall strategy, various thematic TOCs, pathways and assumptions to determine their validity. This provided indications on whether the TOC still holds as initially planned and fitting adjustments where appropriate.

NCA Somalia programme 2016-2020 strategy and TOC seeks to contribute to safer and resilient communities where people have participated in their own development for improved health, education, economic empowerment and secure environment. Between 2016 and Mid-2018, the Somalia country office working with various stakeholders has made communities safer and built their resilience through intervention measures in WASH, Gender Based Violence, Education and Economic Empowerment to diverse target groups in geographical areas.

The theory of change is still valid but there are a few amendments on linking outcomes with fitting interventions. The amendments on the overall and the sectoral components are annexed. A brief of the sectoral progress is summarised as follows;

6.1 Water, Sanitation and Hygiene

The analysis of the MTR shows that up to 70% men, women and children have participated in key WASH interventions and approve of them in line with theory of change. The envisioned contribution of the programme to health and overall well-being was pursued through improvement in provision of safe water sanitation and hygiene promotion and adoption of appropriate hygiene and sanitation practices. The mid-term review results are that the sum-total of the interventions have contributed to significant reduction of diarrhoeal diseases thereby surpassing the mid-term targets for diarrhoeal morbidity. Considering this, the health component of the strategy is on course. Notably, improving water access is not translating into safe water as salinity predominates some of water sources established in an entire region which was unforeseen. The improvement of water

access has stabilized the prices making water affordable but cartels reign in some of the towns and control some water sources for profits which were unforeseen. The promotion of handwashing as a preventive measure for water related diseases assumed universal access to water which is not the case in all target areas. Even as sanitation promotion through proven strategies has been undertaken, it is assumed that communities will adopt appropriate sanitation practices, yet some of the key segments such as IDPs who suffer low latrine access rates have no ability to establish latrines in the community led sanitation model which works where community owns land and not the case in IDP settlements.

Validity of the WASH TOC Component

The TOC was found to be valid to the WASH needs and implementation realities on the ground. A few adjustments were to ensure seamless flow and feasibility. The list of actors was expanded to include the line ministries of Planning and WASH in line with increasing trends in role of government in development. Hand washing was included in behavioural practice appearing as an oversight from the original TOC. There were questions about the feasibility of ODF as sanitation intervention and suggestion that NCA should focus on first increasing sanitation coverage as a pre-requisite.

6.2 Economic Empowerment

The Economic Empowerment interventions are envisioned to contribute directly to resilience of the targeted communities. The value chain development targeting farmers and fishermen is so far registering significant improvements with over 90% of the targeted group reporting increase in production, better prices and income. The progression to value addition was not achieved as envisioned as the farmers and fisherfolks struggle with production necessitated a refocus of the strategy to address the deficiencies. The continued support to vocational training and establishment of microenterprises has led to increased self-employment, growth and sustainability of microenterprises and disposable income directly linked to better livelihoods and resilience. The theory however suffered a setback in that close to half of vocational skills graduates are finding it difficult to set up enterprises or secure employment as markets in the local economies get saturated and raising competence bar which beginners are unable to reach. The assumed linear connection between vocational training acquisition and retention of employment (formal and self) appear not to be holding. There are also some gaps in the market, where the producers appear to be comfortable with prevailing prices which are exploitative, implying the need to sensitize them on fitting prices. With these few gaps, the Economic Empowerment outcomes are on course, but the scale of implementation is not yet large enough to create impact beyond the small geographical areas of focus.

Validity of the Economic Empowerment TOC Component

The TOC of the economic empowerment component was found to be largely valid with some amendments. The value addition interventions were expunged from the TOC on the account of feasibility in communities struggling with production problems. The TOC was also revised and restated with clearer linkages between interventions and outcomes. The construction of physical markets envisioned in the previous TOC was removed in favour of interventions that NCA and partners have more control of such as promotion of enterprises. The revision of the theory of change to more lean interventions aligned to the outcome will be implemented with greater flexibility to incorporate innovations and other programming requirements of contextual descent. The TOC and results framework focused on agricultural value chains yet fish value chain was an

important economic empowerment driver in Puntland with a complete set of interventions. At the design level the fish value chain was not only linked to the market but was implemented in full.

6.3 Gender Based Violence

The safety of community's aspect of the overall goal is vested in all interventions, but directly linked to Gender Based Violence Programmes. The period under review saw the consolidation of gains made in addressing harmful traditional practices and GBV in emergencies. Communities are taking a firm stand against the invasive form of FGM which the programme can build on towards zero tolerance. There is still unsettled debate and misconceptions between religion and culture in which the continuity of the FGM practice is embedded. Tangible progress has been made in the engagement of agents of change which has contributed to slight behaviour change and adoption of appropriate practices in regard to GBV. The total buy-in of religious leaders and community leaders which the TOC assumed as obvious is largely lacking in the upper levels of engagement especially with senior leaders. With the religious senior leaders conspicuously missing in high level GBV advocacy, the lower religious leaders are relegated to creating awareness and not the transformational declarations envisioned as pre-requisites for GBV abandonment. Significant progress has been made in advocating the enactment and implementation of laws against GBV with variable success in Puntland and formative stages in South Central Somalia. The enactment and implementation of the law in Puntland has led to a successful prosecution of a case as an example but the scale is not enough to influence the envisioned deterrence.

In other areas, the lack of political will undermines programmatic efforts to advocate for legislation and further negated by trust vested in illegitimate justice community systems exploited by clans to protect clans' interest including shielding perpetrators of GBV with unwarranted compensation of survivors. With exception of funding based disruptions, the period has seen provision and utilization of services by GBV survivors including; women and girls with consequential reduction of psychological and medical complications. Overall, the envisioned results are in the formative stages with progress made in creating awareness against GBV, behaviour change and provision of the envisioned services. However, the intervention is lagging behind in complete championing of abandonment of social norms that drive GBV due to lack of nationally top down driven buy in of senior leaders. It has also been noted whereas the trends of GBV are going down in IDP camps; the asymmetric support to the host communities has led to increase in host communities. Focus on this, change agents, the laws and political will are the important seeds of change to be nurtured towards abandonment and zero tolerance in the next phase of the strategy.

Validity of the Gender Based Violence TOC Component

The GBV TOC was found to be still valid but lacking in critical connections on how the various interventions contribute to end GBV. The TOC had left out men as target group of GBV only recognising them as perpetrators. There were reports of violence against a young boy thus, their inclusion as a vulnerable group was suggested after deeper investigation and evidential proof.

Further amendments were made to include the media as key instrument in GBV advocacy. In transforming dominant social norms for zero tolerance, it was agreed that behaviour change is antecedent to reduction of GBV. Even as theory of change places FBAs at the centre of zero tolerance, the new amendments recognised that training and sensitization is not enough without their buy-in. The TOC assumption that GBV laws were in place was changed to recognise that efforts are still needed to advocate for enactment and implementation of effective laws and policies

against GBV and harmful traditional practices (HTP). The role of government in legislation and implementation was underscored in this regard.

6.4 Education

The centrality of Education in the theory of change has not been reflected in the scale of implementation. Unlike other sectors, there has been partial support to the envisioned strategies in education such as; infrastructure development and education supplies in the schools. However, there are positive results in increasing access through consistent payment of teacher incentives resulting to minimal turnover. As envisioned, there was sufficient mobilization of communities for the retention of pupils in schools especially girls with some schools registering balanced gender parities with more girls. However, the lack of consistent school attendance incentives such as sanitary pads, school feeding, early marriages and other contextual challenges such as nomadic pastoralism remain notable unforeseen setbacks. NCA has brought on board CECs and trained them on school management, but in IDPs schools, the committee's full participation is limited by their focus on other life -saving priorities.

The envisioned improvement of quality of education is far from achievement as schools struggle with learning spaces, unqualified/ untrained teachers, learning materials and overseen by CECs without capacity to entrench standards of quality. The assumed government oversight and examination challenges are notable gaps in access and completion of quality education. This may be reversed in the near future with the increasing role of government in education oversight and exam administration.

Education in Emergencies plays an important synergistic role in the country focus sectors such as GBV, Economic Empowerment, and WASH. Therefore, the next phase and future strategies needs to consider elevating education from the current periphery to a key priority sector for countries in conflict or just recovering from protracted conflict situations.

Validity of the Education TOC Component

The education TOC was found to be valid with a few structural additions and flow. The first pathway omitted learning materials as an important quality factor which was amended. In all pathways, the role of government was missing but was amended. The CEC capacity building was found to be insufficient without entrenching seriousness in their contribution to effective management of schools. The theory was amended to include this along with closer coordination with the ministry of education. abhor

7 Progress in Cross-cutting Areas

The strategy envisioned 5 cross-cutting areas vital for planning integration and implementation in the sectoral project. In the period under review, NCA took some deliberate steps to integrate some cross-cutting areas while some others emerged from the innovation in the various implementation processes.

7.1 Gender

The mainstreaming of gender in programming is a response to the general gender disparities in the target areas in the country. There is skewed women participation, high prevalence of FGM and cultural resource barriers targeting women.

NCA conducted a gender analyses which not only underscored the need to mainstream gender issues in programming but also provided guidance on the approaches. Apart from gender inclined interventions such FGM and GBV, some tangible gains have been made in mainstreaming gender issues in WASH , Education and Economic empowerment. On economic empowerment, the support to micro-enterprises specifically targeted women businesses in Gedo and Puntland regions. There is no deliberate effort to mainstream women interests in the value chains but women found their way in farming and fishing sector still dominated by men. Women got equal training opportunities as men in the vocational centers but still opted to take beauty, dress making, catering, and language and ICT courses sometimes with lesser employment/ self- employment opportunities.

In education, there was deliberate effort to mainstream gender issues in school enrolment and management. Right from the design to implementation, the retention of girls was integral to the education programme. As discussed in the foregoing sections, this has borne fruits through increased retention of girls. At implementation level, the MTR also observed that gender mainstreaming was extended to school management through promotion of women representation in the community education committees found to be around 40 percent.

The design of WASH strategy integrated women, girls and boys in various outputs that were expected from intervention. This has necessitated the inclusion of each in the results generated from the programmes. So far there is affirmative action in the WASH committees with universal representation of women in all the visited ones. In Mogadishu, women were found to be managing water points and taking lead role with rational argument that they are the main users of water in households and deserving to make some extra effort. Notably, increased water access takes off the burden of water fetching from women and girls who are the main source of labour for the exercise in the supported areas.

Generally, over the last the three years, NCA has made some efforts to address the strategic needs of women and girls in a male dominated environment. However, there are still some gender gaps to be continuously mainstreamed in the sectoral areas of NCA. The suggested areas of improvement include the following

- Closer monitoring of progress in gender mainstreaming in the interventions in key NCA focus areas
- Deliberate recruitment of women to champion the needs of women at all levels including , NCA, partners and field level including female teachers
- Increased support to menstrual hygiene for expanded coverage of women and girls especially in educational institutions
- Greater involvement of men in prevention of GBV and FGM
- Advocacy for the implementation UNCSR 1325 with emphasis political participation of women
- Engagement of female religious leaders in the fight against FGM and GBV.

7.2 Conflict sensitivity / Do No Harm

NCA envisioned undertaking conflict analysis as a pre-requisite for designing projects in a way to avoid exacerbating violent conflict in implementation. In line with this, conflict analysis was conducted at the beginning of the strategy followed by context analysis including stakeholder analysis

at project level. However, in various implementation approaches, NCA has taken cognizance of contextual dynamics with potential to cause harm in the implementation processes and acted accordingly. The indirect implementation through partners increased community participation and ownership which in-turn stems potential conflicts. The involvement of community structures such as CECs and WASH committees ensured a “Do No Harm” approach in execution of interventions.

7.3 Environment

Due to competing life -saving project priorities, there has been little attention on the environment as a focus area. For this reason, there is lack of structured waste management initiatives, garbage accumulation, soil erosion and lack of environmental policy guidance. The strategy recognizes that some of the work done by NCA has a modifying effect on the environment. Like other geographical areas, the targeted locations are also vulnerable to the impact of climate change.

Overall there have been some efforts across agencies to integrate disaster risk reduction in programmes. NCA has implemented emergency programmes in response to drought instigated by climate change and other environmental related causes. The response had profound impact on school attendance as food access that drove children out school were addressed. Additionally, the provision of life-saving water through school catchments minimized migration that disrupts school attendance. Food access and resilience interventions supported by NCA were also instrumental in minimizing the impact of adverse environmental conditions on communities.

For the last three years, there has been some deliberate effort to mainstream environmental issues in the relevant sectors. Some of activities with environmental implications deserved environmental impact assessment (EIA), but were not conducted. The lack of a legal framework is the main impediment to ensuring EIAs are done before starting an intervention. This applied to WASH infrastructure and the fishing and farming value chains supported under this intervention

The adoption of solar technology (clean energy) in pumping water in the majority of new NCA supported water points is contributing to climate change mitigation. However, in Puntland, where majority of water points yield saline water, there is an opportunity for NCA and partners to promote tree planting as a watershed management intervention for water conservation.

7.4 Promoting Human Rights and Anti-Corruption

NCA and partners continued with human rights based approach to programming. A number of interventions such as education, WASH, FGM and GBV directly address some fundamental human rights issues aligned to the SDGs. Similarly, the life -saving emergency interventions are contributing to rights to life. However, deliberate mainstreaming of human rights in the design of the programmes has been largely absent.

The various interventions implemented within the strategy are contributing to human rights by reducing the vulnerability of right holders. From the Economic empowerment perspective, the many women and youth empowered economically are no longer too vulnerable to human right abuses, such as, sexual exploitation, human trafficking and smuggling and child labor. However, in some schools, girls and persons with disability are segregated in some aspects of education such as unfriendly facilities in classroom and WASH.

Addressing possibilities of corruption has largely been through compliance to organization financial policies and procedures and the Humanitarian Accountability Partnership policies and international humanitarian standards such as SPHERE. In working through partners, NCA has put systems in place to prevent corrupt practices. This includes observation of due diligence in operational aspects of programming and other standard practices detailed on the risks section.

7.5 UNSCR 1325

Somalia conflict like in other countries has skewed impact on women and girls and special needs to be considered and acted upon in all interventions. The MTR assessed how well NCA had fared in the various sectors on the basis of the four pillars of the resolution (protection, prevention, relief, recovery and participation). The overall result so far is that NCA has partially integrated UNSCR 1325 in programming. Significant progress was observed in WASH and Emergency response programmes while education, GBV and Economic empowerment exhibited partial achievements due to limitations of scale. Notably, the period saw development of advocacy manual on UNSCR 1325, which is an important milestone.

Protection: To start with, the school is a protective environment for girls from GBV and harmful traditional practices. Protection in schools is also achieved by enhancing WASH services in schools e.g. gender segregated toilets and provision sanitary kits to adolescent girls. The Mainstreaming protection and child rights in CECS and teachers training ensure that the two custodians of girls rights are enlightened and taking the right actions. NCA empowered women through support of their microenterprises ensuring that they had options for livelihood that empowers them from exploitation and abuse. The interventions such as providing solar lamps and cooking stove protected women and girls from violations associated with predisposing set ups such as dark shelter and dark alleys. The WASH programme ensures that access to wash services offer protection for users e.g. distance to water points and latrines ensures that facilities are safe protecting women and girls from GBV attacks. The value of this is further enumerated in the foregoing sections.

Participation: Right from design to implementation, women and girls issues were at the center of programmes. In education, women have been successfully integrated in education oversight as CECs while girls play leadership roles in the schools. The efforts to retain girls have increased girls participating in education. In schools, affirmative incentives such as; oil were provided to girls in proportionally high amounts to enhance retention and participation overall. In economic empowerment the support to microenterprises was focused on women recognizing their role and disparities in business participation. In vocational training, NCA has provided friendly courses with the preferred women cultural orientation. GBV interventions address women violations as beneficiaries. However, majority of the proponents of zero tolerance recognized in the various approaches including male role models and community actors are men. Women largely participate as survivors. The participation of women and girls as change agents especially in GBV response needs to be intensified.

For WASH the inclusion of women in decision making committees has been factored in the establishment of the structures and their roles are becoming stronger as they take participate in management of water points and hygiene promotion. In Banadir women were given more space to oversee water points in recognition as more active users of water in households. Notably however, participation of women needs to be expanded to needs assessments ensuring integration of their needs in WASH programming.

Prevention: NCA has a code of conduct for the staff and partners aimed at safeguarding children and beneficiaries from exploitation. The enforcement of Sexual Offence law in Puntland, the action against perpetrators and resultant deterrence contributed to prevention of violation of women and girls. The emergency response in schools cushioned boys and girls from malnutrition and other vulnerabilities that result from migration including school drop outs. Notable progress in the fencing of schools and its increased demand shows the drive to bar schools from trespassers with bad intentions. In addition, the engagement of women and girls in implementation decisions ensures that their needs are addressed to prevent harm. Furthermore, cash transfer, food security and employment prevents vulnerability to negative coping mechanisms. In addition, the engagement of women and girls in implementation decisions ensures that their needs are addressed to prevent harm. Furthermore, Cash transfer, food security and employment prevents vulnerability to negative coping mechanisms.

Relief and Recovery: NCA and partners interventions had the hall marks of relief and recovery. A number of interventions geared towards relief and recovery have been implemented as a supplement to other ongoing programmes. These include; drought response providing life-saving; WASH, food and resilience for livelihood restoration programmes in communities and schools. Apart from WASH and education, GBV survivors also received economic support to aid in their recovery from the negative effects of violence at individual and community level. On relief and recovery NCA has scored well in various aspects such being timely and appropriate but there were gaps in the responsiveness of support to the needs. In some cases support provided was not comprehensive enough to meet all the needs.

8 Risks and Mitigation Measures

- a) **Security and Conflict** – a major challenge to successful implementation of the strategy 2016 – 2020 continues to be protracted insecurity and instability due to the continued presence of armed organized groups such as Al Shabab. Over the period there has been increased improvement in the security situation with more areas in the South Central Zone of Somalia having been liberated. However, security situation deteriorated in some localized areas during the period e.g. school attacks in Garbaherrey There is now increased space to provide more targeted and improved quality of programmes. However, the threat of insecurity posed by Al Shabab continues to pose a significant threat to field operations including monitoring and evaluation. To mitigate, NCA seeks to work with the recognized local authorities and community structures to deliver its programmes without taking partisan positions.
- b) **Sub-granting to partners** – NCA continues to co-implement projects in the four thematic priority areas with and through local implementing partners. The success, breadth and depth of NCAs work is largely hinged on implementing partners in both SCS and Puntland State. It is critical that sub-grantees are able to deliver on their work. NCA regularly monitors partners work to ensure that they are successful. Where challenges arise due to access, insecurity or partner capacity, NCA seeks to find solutions to such challenges through coordination with other actors including government.

- c) **Drought & flood episodes** – Climate is impacting on Somalia as any other country in the region with dire consequences particularly due to the dilapidated infrastructure and weak social services. Areas that NCA and partners operate have been affected from time to time by drought and floods necessitating rapid emergency responses to salvage the gains made in regular programmes. It is important that NCA keeps abreast of the changing climatic conditions and takes appropriate actions in response and preventative measures including capacity building of community structures.

Government policies and guidelines – Somalia is moving towards structured development planning with the NDP as sectoral guided for national and state level cascade. However the plans are in the formative stages of implementation, thus some of the interventions have no clear or legal framework. NCA appreciates this reality and seek to work with Government systems while adhering to international humanitarian standards such as SPHERE, HAP, UN cluster guidelines and others linked to available government policies and plans. Where government structures exist and are well organized, NCA will seek to build relevant capacities for them to play their duty bearer roles effectively. NCA will continue to support development of local laws and policies.

9 Civil Society Strengthening

NCA Country strategy sought to increase the capacity of local partners and civil society actors within the implementation period. The focus of capacity developed included strategic planning, financial accounting and systems, financial planning, budget development, fundraising, advocacy methods, and Human Resources Management.

Over this period partner capacity assessment for partners including; Muslim Aid, Dialog Forening and NAPAD was undertake . The analysis of partners' capacity assessment reports for supported partners was also undertaken. The analysis revealed that NCA previous partners' strengthening efforts led to improvement in some areas such as advocacy while others such as financial management lag behind. The scores of the partners ranged from lows of 0 to high of 4 in core organizational capacity areas. In 2017 and 2018, NCA identified strategic planning and advocacy as the core areas of on-going capacity building. In 2017 four capacity areas as documented in the plan were addressed through training for programme staff and partners. The capacity plan was also updated to capture the capacity profiles of the four additional partners. There are so far no post intervention capacity assessments to determine the extent of progress in key focus areas.

The MTR further assessed the added value of NCA work with a partner which is one of the avenues of civil society strengthening. Through partners, NCA has been able to get services to the vulnerable populations in hard to reach areas. This comes with significant cost effectiveness with comparatively lower costs of programme delivery than NCA would incur through direct implementation especially in violent prone areas of Gedo and Benadir.

The partners understand and are able to manage various contextual issues in the implementation of the project. These include; cultural, religious and community power relations that easily impinge on implementation. Some of the partners have long standing presence in the community building trust and vital networks for effective project implementation.

Partners have overtime built relationship with local authorities which are an important asset in field presence and implementation of targeted interventions. Since the government authorities take some oversight role for all programmes in various geographical areas, the link is important for new and existing initiatives. Secondly, the drive towards sequentially handing over some of the sectors will pass through partners' transition to the local authorities.

The country strategy is leaning on post conflict recovery and development by design, but the nature of unsecured funding has trapped NCA in emergency kind of programming. This is manifested in short funding cycles that sometimes find partners setting up implementation structures within their six months term. In a number of cases such as GBV in Puntland, funding outages have been observed. The same has been replicated in the value chain interventions which require consistency in terms of productive seasons. The strengthening of civil society is missing the element of predictive and multi-year funding preferably from a pool as funding is activity based. Consistent funding is important for sustainability of partner programmes and strengthening of partners by extension.

10 Lessons Learned

10.1 Lessons from Water, Sanitation and Hygiene

Public Private Partnership: Private–public partnership is a good model for increasing water access in the urban centres. PPPs were found to be facing institutional problems and inclined to profits than service which needs to be addressed.

Local water Resource Barriers: The intention to provide safe water in absence of surface water may be eclipsed by hydro-geological conditions. For instance the investment in Boreholes in Garowe ends up with saline water which is not fully fit for human consumption without going through an expensive purification process. As the water levels for down during dry season, the rivers from where water is sourced are highly contaminated from upstream dumping again questioning the quality of water even with treatment

Collective Stand: With good sensitization and learning from adverse effects of poor hygiene and sanitation, communities can take a collective stand on the appropriate behaviours and practices. For instance communities in Belet- Hawa insisted on using latrines and boiling water during AWD outbreak which put it under control. Similarly, a new IDP community in Benadir was found to have raised money and constructed a latrine as a surge in population created a dire need for one of the IDP camps. It implies that the best moment to push a sensitized community to own up services/ facilities is at the times of crisis.

Open defecation concealed: Sensitized IDP communities willing to use latrines but limited by congestion resorted to concealed open defecation. The camp leaders were found to have provided shovels for digging shallow trenches for defecation by individuals and then immediately covered by the act. This conceals open defecation to an external eye but leaves communities vulnerable to transmission of water borne diseases. This behaviour shows that promotion of appropriate sanitation behaviour needs to be accompanied with support for sanitation facilities or a CLTLS trigger process to ensure that behaviour change is sustained and transformed into practice. The other lesson is that open defecation may be going on silently without any traces of observation.

Sustainability of revenue: The strategy to promote ownership through WASH committees has worked to a good extent. WASH committees in all areas were found to have taken important steps in taking over management of WASH activities in respective villages. However committees that collected revenue from water supplies were found to have to invest the money in welfare as opposed to reinvesting it in addressing the WASH gaps. One committee in Garowe was found to making significant profit at the expense of right holders. The setting of prices and use of revenue from water supplies need to be streamlined for sustainability.

Integration of right holders views in planning: The expectation that duty bearers would incorporate the right holder in planning had local level challenges. In Benadir and majority of Gedo, there were no appropriate government structures to engage in WASH planning and Strategy. With exception of Puntland, where PASWEN was open to engage the right holders and various stakeholders on planning, the rest were inclined in to solving water conflict. Therefore, the WASH outcome that pursued the interaction between duty bearers and right holders for shared planning ought to have considered the government structures.

Comparative advantages of own water points: The decision by NCA to support partners and also directly establish water supply systems has finally paid off. The sourcing water supplies from private boreholes and other water point was found to be unsustainable due to cost and the fact that no possibility that the water points would be to the community any point. In fact at some point some international NGOs outsourcing water from private boreholes could not stand the exorbitant costs charged by private borehole owner approached NCA supported partners to supply water from the NCA water systems.

Technical aspects in training: Capacity building of WASH committees without the technical aspect such as; water systems repair / plumbing makes leave them to external dependence. WASH committees struggled with basic repair issues even as they had learnt other theoretical concepts of water management. Future training of WASH committees will only be complete with inclusion of aspects of plumbing / technical training.

10.2 Lessons from Gender Based Violence Interventions

The implementation of interventions to address GBV revealed important lessons for this and the next strategy.

Selection of change agents: The selection of male role models and religious leaders had some visible gaps. The lack of attraction of influential religious leaders and male role models without reputation affected the results of the outcomes. The inclination to domestic violence shows the two groups expected to address GVB by pushing for zero tolerance did not understand the intricacies of the intervention. It also follows that NCA needs to closely support partners in technical matter of implementation for better results.

Skewed focus in IDP settlements: In Garowe the GBV service providers indicated that the consistent creation of awareness in IDP settlements and to other deterrent measures such as legal action on perpetrators has significantly reduced GBV in these settings. However, it was reported that GBV is silently increasing in the host community including; a case of sexual violation of young boys. The lesson here is that although IDP camps are GBV hotspots the interventions need to be undertaken in both host and IDP community concurrently but vary in scale. This will potentially reverse some of the reported trends in incidence.

Coordination concerns: There are complaints from the referral centre at SOS that other agencies had comparatively favourable payments than NCA for clients received and referred. This is likely to spill over how GBV survivors are treated and could cause potential harm. The implementation structure in which partners work in other streams may end up focusing on the investment and not client centred. It's important to understand the value of this model and pursue interagency coordination in service delivery to avoid duplication.

Effect of service inconsistencies: The outage of services in one stop centre in Garowe (Matokaal) supported by NCA affected the responsiveness of the programme to needs of GBV survivors. In future, resources need to be spread to avoid causing harm to GBV survivors.

Dominant local justice mechanisms: The criminal justice system of the perpetrators of GBV is still taken hostage by religious and traditional mechanisms. This implies that even as NCA and other stakeholders lobby for laws, the universal power bestowed on clan and religious leaders presents another obstruction. It was reported that so far, even the police refer back the cases for clan determination which they have more faith in. These traditional courts are interest driven and down play sexual violence from a criminal case to a compensatory issue which emboldens the perpetrators.

Criticality of effective investigations: Even as GBV law came into force and applied to successful prosecution of a perpetrator, the centrality of a forensic lab is critical to success of prosecutions. Similarly, the conduct of investigations requires competent personnel for water tight cases. These are important gaps to be addressed to fully utilize the window of opportunity emanating from the new law.

Unforeseen GBV Survivors contribution: In both locations and especially Garowe, GBV survivors referred and even accompanied their counterparts who experience violence after their exposure to services. This segment of women who have confidence to speak up can be linked to others and can be used as seeds for movement building against GBV.

10.3 Lessons on Economic Empowerment

The four areas supported under economic empowerment have vital lessons for 2016-2020 strategy and the next one. The lessons are categorized by intervention areas for ease of response.

Timing of value addition: The MTR found that farmers are still struggling with agronomical/production problem without capability to generate value added products at this point. The priority in the current strategy is to streamline and increase production as a pre-requisite to value addition foreseeable in the next strategy.

Trapped in traditional agro-pastoralist mind-set: A significant proportion of farmers supported for value chain development exhibited more attention to agro-pastoralist resilience. Despite mapping and enlisting farmers into tomato and onions value chains, maize emerged a canonical crop for all. It implies that farmers are more concerned about resilience than development of farm based value chain enterprises. The design and implementation of value chain support programmes need to be alive to this. The cycles of prolonged drought are important draw backs in promotion of development inclined value chains as communities struggle with life –saving alternatives.

Production response to intervention: The support provided to farmers posted impressive results in production. For example, the support to farmers in the control of pests and diseases was found to have impacted on production in a big way. Any supplemental support to farmers can stimulate production positively and in-turn builds resilience and alleviates dependency.

Producer isolation from markets: The market for the value chains supported was found to be in the hands of aggregator and middlemen. Farmers either sold at farm level or went up to aggregator level. Farmers are reluctant to go beyond this point and appeared to be comfortable with their level of participation in the market and the prices. It is clear that even after sensitization farmers feel that they should stick to farming as their core business and leave the market to other players. The success of the value chains will largely depend on breaking of this deadlock to ensure that the producers have access to market all levels. The resultant increase in incomes will motivate them further. Notably however, as the value chains attain reliability in production and assurance in both quality and quantity, proper market linkages will be established.

Negative impact of short funding cycles: Lack of continuous and sustainable funding was found to negatively affect the implementation of development leaning projects such as value chains that are reliant to natural seasonal cycles rather than calendar annual funding cycles. The short emergency inclined funding arrangements are not suitable for some interventions such as this and services where disruption causes harm.

10.4 Lessons from Vocational Skills Training

Potential local market saturation: Youth empowerment through vocational training has worked so far but the production of graduates is not in tandem with creation of jobs. Without interventions, the markets face saturation that may force the implementer and trainees beyond the local catchments.

Need to understand training intentions: There is a tendency of some young men and women without intentions of practising the skills in self-employment and in-turn looking for only white collar jobs. Others were found to have passed through training because they had nothing else to do. This segment of youth gets stranded after completing training and negate from the original intentions of the outcome. For effectiveness it's important to administer an intake aptitude test to determine the orientation of the potential trainees before enrolment and support. This will filter out potential youth enrolling in the vocational institutions to pass time. This however needs to be piloted before adoption.

Start-up grants and Kits: The transition of the trainees to self-employment is partially dependent on the start- up capital either in cash or tools. GVTC provided tools while SAMTEC took different direction and provided 250 USD as a start -up grant. In both situations majority of youth were not able to capitalize on the start-up support. The reason is that some of the tools provided were insufficient while start –up grant of 250 USD was insufficient to secure space, materials and tools. The lesson here is that unless graduates receive more fitting support and followed up, they may end up wasting the resources without improvement on employment outcomes.

Need for job creators: The annual graduates supply in the two areas is above local market demand. As much as the graduates are encouraged to be innovative or cast their search wider in the region, some of them lack the capacity to take either option or venture into self –employment . There are reports that a company such as Nugaal Water Company has absorbed a significant

number of graduates. This means one of the solutions to address unemployment of graduates is to support catalytic interventions for job creation. NCA and partners need to finance firms with ability to invest modest grants and in-turn creates jobs for the graduates.

Managing expectation of graduates: Some of the graduates that went through training in GVTC were hand-picked as a counter piracy measure while others were supported by other agencies. Graduates that were admitted through the sponsorship model had high prospects of employment after completion. With the struggles to secure employment, the young graduates appeared frustrated with some back at the very point where they are picked. It's important to manage the expectation of this group to achieve the original intentions.

Standardization of training delivery: Trainees are admitted through different modalities. Some are self-sponsored while others are sponsored by different agencies getting varied treatment especially at GVTC. This creates some discontent among trainees while the institution is more focused funding agencies than the trainees. This calls for interagency coordination of support and standardization of trainee management in the training centres. Further engagement of government to implement policies and frameworks and curriculum are important for national harmonization of vocational training.

10.5 Lessons on Support to Micro-enterprises

Transformational aspects of the grants: The small grant extended to women had transformational effect on women business in terms of income and other growth attributes. Through this, it is clear that support to women entrepreneurs can go a long way in transforming communities.

Prioritization of personal welfare: Majority of women diverted a proportion the grant money in personal welfare issues before such as paying rent arrears, medical bills and school fees before business. It is important to anticipate that some grant money end up in welfare issues. Notably, the entrepreneurs were also able to settle down and do business after some of these pressing problems were withdrawn.

Unforeseen value of entrepreneurs training: The MTR found a group of women entrepreneurs whose business have been transformed more than the 10 days training than the USD.500 grant. Some of the supported women who were able to keep records for the first time indicated that with knowledge they can acquire capital thus could raise more money (from relatives, banks and others) than the grant and invest with better returns. In economic empowerment, training carries as equal weight as grants and thus should be accorded equal prominence. Notably, training in business development should no longer be tied to grants as it can generate impact on its own.

Improved access to markets: The grant support extends the entrepreneurs reach of the market especially within the region and across the borders. With the purchasing power, traders were found to access Ethiopian markets and international markets on cheap commodities via Bossaso. It is clear from this that the capital injected through grants opened up new markets for entrepreneurs

Regional differentials in supported entrepreneurs: There was stark difference between the entrepreneurs supported in Gedo and Garowe. The Garowe one exhibited business disposition

while the Belet-Hawa ones had a livelihood orientation. This calls for different implementation approaches in line with the realities of the regions.

10.6 Lessons from Fishing Value Chains

Responsive production: The support extended to fishermen, including; boats, fishing tools and training had a significant positive effect on production. This implies that a little support can transform the entire fishing sector in terms production and the ripple effect that follows.

Dominance of cooperative and isolation of the vulnerable: The support to the fishing sector largely channelled through cooperatives rarely trickle down to the poor. This continually empowers the well to do cooperative members at the expense of the underprivileged. This means that future support may need equitability plans for balanced outcomes.

Market access complexities: Markets are controlled by fish buying companies with local agents (brokers) who double up as Cooperative committee heads. In this arrangement the cooperative officials expected to advance community interests serve their own through arrangement with the buying companies. Fisherfolk especially those supported through KAALO have established own market niches within the regional towns. Access to international markets and better prices will only happen when the barrier formed by cooperatives/ local agent and the buying companies is broken.

The important place of indigenous knowledge: The implementations of some aspects of the project require the locals to be brought on board because of their practical contributions. For instance, model of engines of the boats purchased are locally known to scare fish away due to relatively louder noise. This and other decisions can be informed by locally grown solutions.

10.7 Lessons on Education

A few lessons were enumerated from the education programme as follows:

Education as a priority area: The situation of education in the Gedo region is still need of concerted attention. The needs in schools surpass the current response in key areas of focus. Considering the synergistic value of education to other intervention and a priority development area in the NDP, the sector will continuously demand more NCAs attention.

Effectiveness of motivational incentives: The MTR confirms that incentives such as, food vouchers, sanitary pad and oil attracted and retained the various targeted children in schools. The approach can be extended to attract children in schools in out of reach areas.

Need for data verification: There are inconsistencies in education statistics from primary sources, partners and NCA that require harmonization. Onsite verification of numbers in the schools or census and registration is needed for proper planning.

Incomplete schools: A number of schools have only had lower classes or up to class 5. Parents were largely found treat these schools as transitions to other schools thus not deserving much attention. The next strategy needs to particularly address such shortcomings by increasing attention to these schools or working with the state education office towards full primary schools.

Pursuit of education cross border: There a number of pupils and students crossing to Kenya and Ethiopian schools that needs to be addressed. The drive towards examination certification and

quality needs to be emphasized in line with the harmonization of the curriculum. Unless the current situation is changed, cross border transitions will remain.

Criticality of emergency support to schools: The analysis of emergency support to schools reveals that food voucher and water played an important role in consistent attendance of schools. The resilience intentions of the emergency support such as; controlling migration of households in search of water and food was minimized to the advantage of schools.

II List of Annexes and Attachments

Success Stories

Self- Driven initiatives for community Sanitation Ownership

In 2017, the residents of Lower Shabelle could no longer withstand the vicious fighting between government forces and militias anymore. Uprooted from their homes, the journey to the IDP camps in Banadir had begun. On arrival in Marbaley IDP camp, the displaced residents found crowded spaces, joining the struggle for what would be their next home in the process.

Perhaps, one would think that access to food and water would be biggest problem for the new IDPs. However, the opposite is true. From the onset, the new arrivals found fully crowded latrines, with 4 latrines for 680 households. With this situation, residents would queue for long times to relieve themselves in the remaining 3 latrines as one was reserved for the persons with disability, the sick and the elderly. At some point open defecation became unbearable to the extent of obliging the camp leadership to provide two shovels for burying human waste at the point of the act. The camp leadership was at odds with an impossible task of stopping open defecation without alternative in latrines or allowing it with some 'decency'.

Marbaley other villages and IDP settlements is one of the areas of, NCA focus of work with WASH committees with intentions of promoting ownership WASH services. The training and sensitization of the Marbaley WASH committee could not have come at a better time. The enlightened WASH committee of Marbaley not only realized that they had a problem, but the solution was within them. With no immediate solution to the problems in sight, the WASH committee decided to mobilize resources for building additional latrines to ease congestion and alleviate open defecation in the camp. The journey to mobilize resources from the IDPs was long and arduous, considering their economic situation. However, the Chairman indicated that the unwavering commitment of the IDP community was very encouraging. Through community contribution and support, one additional latrine was established in the section by the WASH committee. Even though the committee was constrained by resources to meet the target of 4, this initiative has set precedence for addressing future WASH gaps. The additional latrine not only reduced some crowding and queuing, but also created a belief in the community that the solution to some problems is within their reach. This is one of the many proofs that in promoting ownership of WASH services, NCA is helping communities create sustainable solutions to their problems. Such initiatives deserve support especially in the IDP camps where Community Led Total Sanitation is untenable.

Transforming Women Enterprises

The impact of cyclic droughts and protracted conflict in Somalia probably found its way into women led enterprises more than any other sector. The main reason being that all households rely on women enterprises for life saving food and water, when shocks come calling. This is a typical case of women enterprises supported in Garowe and Gawido market (Belet-Hawa). The story of transformation cannot be complete without mention of the two areas that have moved from rudimentary business outfits to stable micro-enterprises. Underneath bright smiles of supported women in the two locations lie untold stories of misery before NCA came on board. In Gawido, majority of women enterprises faced many struggles and largely based at homes with limited customers beyond their contacts. Before support, women enterprises rarely afforded stock replenishments and the daily market rebate as most of their earnings went into household consumption. In both locations, women lacked skills to run businesses, with vast majority unable to keep records or even determine their profitability.

NCA customized intervention to support vulnerable women enterprises was a direct reflection of the challenges that women faced. The vulnerable entrepreneurs were selected, underwent a business development course of 10 days after which they received a business grant of US\$ 500. Contrary to the original intentions to invest all the cash in businesses, some women direct partial funds to other costs that interrupted their focus in business. With this out of their way, these women have grown their businesses to unprecedented levels. Other women expanded their businesses replenishing their stocks faster especially in Garowe, hence increased their volumes with more revenue and returns. The combination of training and grants was also a game changer to some women in Gawido. For instance women who had home based businesses used the grants to move out of the houses and knowledge acquired to position their businesses on the main roads where customers are. After this, women enterprises in Gawido have seen their businesses grow to stability and caught the attention of the authorities who supported the lighting of the streets so that women can continue serving the transit customers at night. In Garowe, there was also varied success ranging from women linking with international markets, venturing into whole businesses and undisputed increase in incomes.

Often, grants are prioritized in support to enterprises but this initiative revealed that training is an important input to success. Halima who boasted capital of 5000 USD, but her short-coming was operating the business blindly without any records or understanding of profit or loss. With NCA training, Halima is able to keep records and calculate profits for her grocery business which has now expanded to buying supplies in bulk from Ethiopia. She carries around a ledger book proudly showing it -off as an integral part of her success. Halima like other women has seen the transformative effect of training in business with or without grants and encourages NCA to upscale it to reach more women.

Across the two diverse regions, women are joined by the impact their supported business had in their livelihoods. The evaluations team found ever smiling women expressing gratitude to NCA for steadying their business and giving them a sense of purpose. Women can now pay for medical bills, schools fees and prepare 2 meals for their families unlike before. Those with better growth trajectories have built more permanent houses with others establishing sustainable supply chains for their businesses. The collective gains made by supported women enterprises have awakened businesses in Gawido taking advantage of the transport corridor to trade into the night. The intervention to support women may look small, but it has far reaching impact among women, their families and the community at large.

Emergency WASH Solutions in Drought Stricken Schools

Sitting adjacent the banks of River Juba – Somalia is Qurdubay Primary School. Early morning, children will be seen streaming into its compound eager to learn. But a walk inside will reveal that this school is not your ordinary primary school. Besides being remote there are only 4 classrooms available to serve a bloated population of pupils who thirst for education. At any one time each classroom hosts two instructors, each administering a lesson to a group of pupils who appear to be divided by an imaginary wall as they face away from each other with two lessons running in concurrence. Clearly, the school is heavily lacking in infrastructure. But in this marginalized school is a different story of transformation that has endeared it to the residents and given a smile to many.

With the ever-raging droughts in Somalia, water shortage has been a constant plight that has plagued the residents for years. When this happens women and school children walk for long stretches in search of water for domestic use and consumption. So important is the commodity that the residents will risk their lives to get a drop of it. At some point, a girl was reported to have succumbed to attack as she fetched water in a crocodile infested water source. This was a community reeling under the grips of scourge that needed to be arrested at all cost.

It is common connotation that Water is life and that is exactly what NCA brought in Qurdubay primary school – Life. As part of its WASH an intervention it installed an infiltration gallery across river Juba that harvests water from the river and channels it to a convenient water point within the reach of the residents. Today, women and children around Qurdubay primary school don't have to walk hundreds of kilometres in search of water, school children don't have to carry gallons of water from their homes to school and schools can say goodbye to water shortages. In drought situations, the worst thing to think about is a cholera outbreak. NCA spared no effort in establishing latrines in the school knowing very well that water access alone cannot keep a potential diarrhoea calamity at bay.

While the lack of learning infrastructure still spells doom for Qurdubay primary school, the water source established is an indication of what is possible when focused effort is applied to a cause. With a trained water committee now in place to oversee the WASH activities, the permanent water point in Qurdubay primary school will continue to quench the thirst of many for generations to come.



Latrines in Qurdubay Pry School



Life -saving water in Qurdubay School catchment